

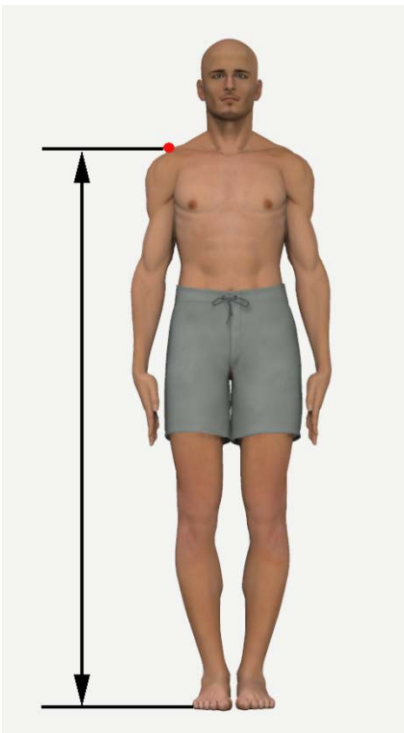
Measured Without Gear (Standing)

1. DIMENSION: Acromial height, standing

	MEN		WOMEN	
Sample Size	863		86	
Weighted Size	863.0		86.1	
	Metric (mm)	English (in)	Metric (mm)	English (in)
Mean	1457.8	57.4	1373.7	54.1
SE Mean	2.1	0.1	5.8	0.2
STD	62.1	2.4	53.4	2.1

The vertical distance between a standing surface and the acromion landmark on the tip of the right shoulder.

The subject stands erect looking straight ahead. The heels are together with the weight distributed equally on both feet. The shoulders and upper extremities are relaxed. The measurement is made at the maximum point of quiet respiration.



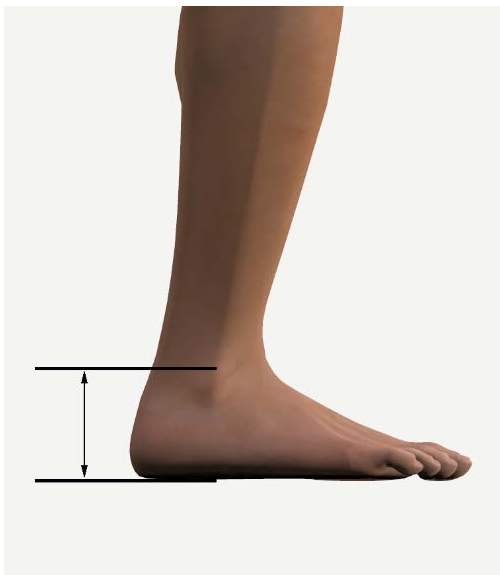
	PERCENTILES	MEN Quantile	WOMEN Quantile
Metric (mm)			
	1	1317.0	1214.0
	2	1333.2	1273.9
	3	1340.9	1290.4
	5	1355.8	1294.3
	10	1376.7	1305.5
	20	1406.8	1326.8
	25	1415.3	1335.7
	50	1454.6	1370.6
	75	1496.5	1417.1
	80	1509.8	1428.7
	90	1534.4	1448.8
	95	1564.6	1458.5
	97	1581.4	1459.8
	98	1592.9	1463.4
	99	1621.7	1478.7
English (in)			
	1	51.9	47.8
	2	52.5	50.2
	3	52.8	50.8
	5	53.4	51.0
	10	54.2	51.4
	20	55.4	52.2
	25	55.7	52.6
	50	57.3	54.0
	75	58.9	55.8
	80	59.4	56.2
	90	60.4	57.0
	95	61.6	57.4
	97	62.3	57.5
	98	62.7	57.6
	99	63.8	58.2

2. DIMENSION: Ankle height, standing

	MEN		WOMEN	
Sample Size	863		87	
Weighted Size	863.0		86.9	
	Metric (mm)	English (in)	Metric (mm)	English (in)
Mean	72.2	2.8	67.4	2.7
SE Mean	0.2	0.0	0.6	0.0
STD	6.6	0.3	5.8	0.2

The vertical distance is measured between a standing surface and the lateral malleolus landmark on the outside of the right ankle.

The subject stands erect with the heels together and the weight distributed equally on both feet.



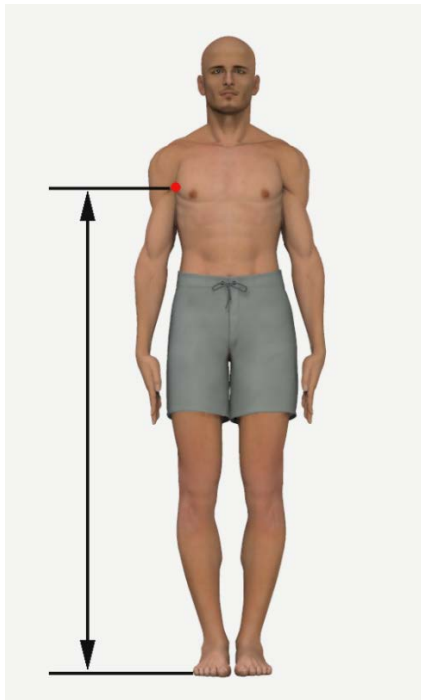
		MEN	WOMEN
	Percentiles	Quantile	Quantile
Metric (mm)			
	1	56.0	52.6
	2	57.7	56.3
	3	59.7	56.6
	5	61.2	57.8
	10	64.0	58.9
	20	67.0	62.0
	25	67.9	63.6
	50	72.0	67.4
	75	76.3	71.8
	80	77.4	72.1
	90	81.0	73.2
	95	82.8	76.2
	97	84.7	77.9
	98	85.9	81.0
	99	87.4	82.1
English (in)			
	1	2.2	2.1
	2	2.3	2.2
	3	2.4	2.2
	5	2.4	2.3
	10	2.5	2.3
	20	2.6	2.4
	25	2.7	2.5
	50	2.8	2.7
	75	3.0	2.8
	80	3.0	2.8
	90	3.2	2.9
	95	3.3	3.0
	97	3.3	3.1
	98	3.4	3.2
	99	3.4	3.2

3. DIMENSION: Axilla height, standing

	MEN		WOMEN	
Sample Size	863		86	
Weighted Size	863.0		86.1	
	Metric (mm)	English (in)	Metric (mm)	English (in)
Mean	1322.2	52.1	1257.1	49.5
SE Mean	2.1	0.1	5.8	0.2
STD	60.9	2.4	54.1	2.1

The vertical distance between a standing surface and the anterior point of the axilla is measured with an anthropometer.

The subject stands erect looking straight ahead. The heels are together with the weight distributed equally on both feet. The shoulders and upper extremities are relaxed. The measurement is made at the maximum point of quiet respiration.



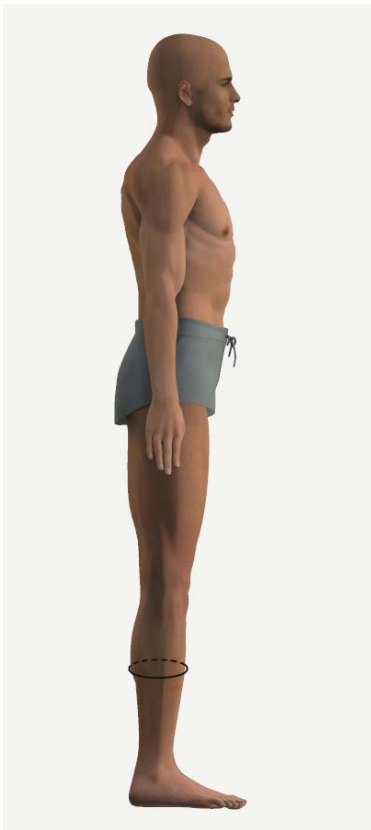
		MEN	WOMEN
	Percentiles	Quantile	Quantile
Metric (mm)			
	1	1176.0	1075.8
	2	1197.9	1156.3
	3	1208.2	1165.6
	5	1226.0	1171.4
	10	1247.5	1194.8
	20	1268.5	1208.1
	25	1280.7	1221.1
	50	1323.2	1253.2
	75	1361.7	1292.6
	80	1370.8	1299.4
	90	1399.7	1334.5
	95	1425.5	1343.2
	97	1441.4	1368.5
	98	1453.0	1370.3
	99	1468.9	1370.3
English (in)			
	1	46.3	42.4
	2	47.2	45.5
	3	47.6	45.9
	5	48.3	46.1
	10	49.1	47.0
	20	49.9	47.6
	25	50.4	48.1
	50	52.1	49.3
	75	53.6	50.9
	80	54.0	51.2
	90	55.1	52.5
	95	56.1	52.9
	97	56.7	53.9
	98	57.2	53.9
	99	57.8	53.9

4. DIMENSION: Calf circumference, standing

	MEN		WOMEN	
Sample Size	863		88	
Weighted Size	863.0		88.0	
	Metric (mm)	English (in)	Metric (mm)	English (in)
Mean	398.1	15.7	376.3	14.8
SE Mean	1.0	0.0	3.2	0.1
STD	29.2	1.1	29.9	1.2

The maximum horizontal circumference of the right calf is measured with a tape.

The subject stands erect with the heels approximately 10 cm apart and the weight distributed equally on both feet.



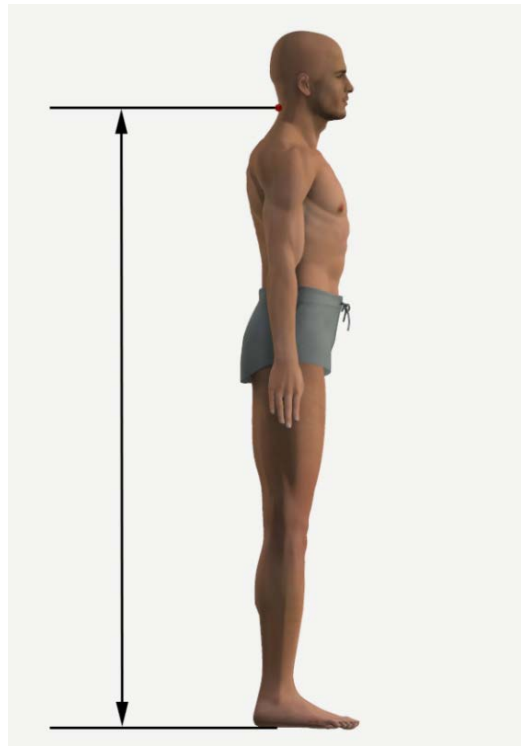
		MEN	WOMEN
	Percentiles	Quantile	Quantile
Metric (mm)			
	1	332.0	308.0
	2	342.0	317.0
	3	347.0	319.0
	5	353.0	331.0
	10	361.0	343.0
	20	374.0	355.0
	25	378.0	358.0
	50	396.0	371.0
	75	417.0	395.0
	80	422.0	400.0
	90	438.0	412.0
	95	449.0	434.0
	97	457.0	439.0
	98	462.0	439.0
	99	465.0	442.0
English (in)			
	1	13.1	12.1
	2	13.5	12.5
	3	13.7	12.6
	5	13.9	13.0
	10	14.2	13.5
	20	14.7	14.0
	25	14.9	14.1
	50	15.6	14.6
	75	16.4	15.6
	80	16.6	15.7
	90	17.2	16.2
	95	17.7	17.1
	97	18.0	17.3
	98	18.2	17.3
	99	18.3	17.4

5. DIMENSION: Cervicale height, standing

	MEN		WOMEN	
Sample Size	863		86	
Weighted Size	863.0		86.1	
	Metric (mm)	English (in)	Metric (mm)	English (in)
Mean	1518.7	59.8	1428.5	56.2
SE Mean	2.1	0.1	6.0	0.2
STD	61.5	2.4	55.5	2.2

The vertical distance between a standing surface and the cervicale landmark on the back of the head.

The subject stands erect looking straight ahead. The heels are together with the weight distributed equally on both feet. The shoulders and upper extremities are relaxed. The measurement is made at the maximum point of quiet respiration.



		MEN	WOMEN
	Percentiles	Quantile	Quantile
Metric (mm)			
	1	1382.1	1249.2
	2	1390.2	1324.9
	3	1406.5	1336.1
	5	1416.8	1343.5
	10	1435.0	1359.3
	20	1467.1	1388.4
	25	1478.6	1396.8
	50	1518.5	1424.7
	75	1557.7	1468.0
	80	1570.1	1475.2
	90	1594.6	1504.1
	95	1620.8	1523.3
	97	1643.7	1539.9
	98	1654.8	1539.9
	99	1679.2	1545.3
English (in)			
	1	54.4	49.2
	2	54.7	52.2
	3	55.4	52.6
	5	55.8	52.9
	10	56.5	53.5
	20	57.8	54.7
	25	58.2	55.0
	50	59.8	56.1
	75	61.3	57.8
	80	61.8	58.1
	90	62.8	59.2
	95	63.8	60.0
	97	64.7	60.6
	98	65.1	60.6
	99	66.1	60.8

6. DIMENSION: Chest breadth, standing

	MEN		WOMEN	
Sample Size	863		88	
Weighted Size	863.0		88.0	
	Metric (mm)	English (in)	Metric (mm)	English (in)
Mean	358.1	14.1	312.9	12.3
SE Mean	1.0	0.0	3.0	0.1
STD	28.3	1.1	28.1	1.1

The maximum horizontal breadth of the chest at the level of the right bust point on women or the nipple on men is measured with a beam caliper.

The subject stands erect looking straight ahead with the heels together, the weight distributed equally on both feet. The measurement is taken at the maximum point of quiet respiration.



		MEN	WOMEN
	Percentiles	Quantile	Quantile
Metric (mm)			
	1	302.0	261.0
	2	309.0	270.0
	3	311.0	272.0
	5	315.0	278.0
	10	324.0	284.0
	20	335.0	293.0
	25	338.0	295.0
	50	356.0	306.0
	75	376.0	323.0
	80	380.0	330.0
	90	396.0	351.0
	95	409.0	360.0
	97	416.0	376.0
	98	425.0	376.0
	99	437.0	403.0
English (in)			
	1	11.9	10.3
	2	12.2	10.6
	3	12.2	10.7
	5	12.4	10.9
	10	12.8	11.2
	20	13.2	11.5
	25	13.3	11.6
	50	14.0	12.0
	75	14.8	12.7
	80	15.0	13.0
	90	15.6	13.8
	95	16.1	14.2
	97	16.4	14.8
	98	16.7	14.8
	99	17.2	15.9

7. DIMENSION: Chest circumference, standing

	MEN		WOMEN	
Sample Size	863		88	
Weighted Size	863.0		88.0	
	Metric (mm)	English (in)	Metric (mm)	English (in)
Mean	1104.0	43.5	972.6	38.3
SE Mean	3.1	0.1	10.0	0.4
STD	90.8	3.6	93.9	3.7

The maximum horizontal circumference of the chest at the fullest part of the breast is measured with a tape.

The subject stands erect looking straight ahead. The shoulders and upper extremities are relaxed. The measurement is taken at the maximum point of quiet respiration.



		MEN	WOMEN
	Percentiles	Quantile	Quantile
Metric (mm)			
	1	915.0	798.0
	2	938.0	800.0
	3	950.0	826.0
	5	968.0	845.0
	10	990.0	866.0
	20	1029.0	900.0
	25	1042.0	908.0
	50	1095.0	955.0
	75	1162.0	1031.0
	80	1177.0	1045.0
	90	1222.0	1082.0
	95	1268.0	1166.0
	97	1293.0	1171.0
	98	1310.0	1186.0
	99	1333.0	1200.0
English (in)			
	1	36.0	31.4
	2	36.9	31.5
	3	37.4	32.5
	5	38.1	33.3
	10	39.0	34.1
	20	40.5	35.4
	25	41.0	35.7
	50	43.1	37.6
	75	45.7	40.6
	80	46.3	41.1
	90	48.1	42.6
	95	49.9	45.9
	97	50.9	46.1
	98	51.6	46.7
	99	52.5	47.2

8. DIMENSION: Chest depth, standing

	MEN		WOMEN	
Sample Size	861		88	
Weighted Size	860.9		88.0	
	Metric (mm)	English (in)	Metric (mm)	English (in)
Mean	280.7	11.1	262.6	10.3
SE Mean	0.9	0.0	3.3	0.1
STD	27.0	1.1	31.3	1.2

The horizontal distance between the chest, at the level of the right bust point on women or the nipple on men, and the back at the same level is measured with a beam caliper.

The subject stands erect looking straight ahead. The shoulders and upper extremities are relaxed. The measurement is taken at the maximum point of quiet respiration.



		MEN	WOMEN
	Percentiles	Quantile	Quantile
Metric (mm)			
	1	223.0	207.0
	2	227.0	207.0
	3	232.0	210.0
	5	238.0	214.0
	10	248.0	228.0
	20	258.0	239.0
	25	262.0	243.0
	50	279.0	257.0
	75	298.0	280.0
	80	304.0	287.0
	90	317.0	300.0
	95	327.0	319.0
	97	335.0	324.0
	98	340.0	342.0
	99	349.0	342.0
English (in)			
	1	8.8	8.1
	2	8.9	8.1
	3	9.1	8.3
	5	9.4	8.4
	10	9.8	9.0
	20	10.2	9.4
	25	10.3	9.6
	50	11.0	10.1
	75	11.7	11.0
	80	12.0	11.3
	90	12.5	11.8
	95	12.9	12.6
	97	13.2	12.8
	98	13.4	13.5
	99	13.7	13.5

9. DIMENSION: Crotch height, standing

	MEN		WOMEN	
Sample Size	863		86	
Weighted Size	863.0		86.1	
	Metric (mm)	English (in)	Metric (mm)	English (in)
Mean	785.4	30.9	741.9	29.2
SE Mean	1.5	0.1	4.5	0.2
STD	43.7	1.7	41.3	1.6

Vertical distance from the standing surface to the crotch.

Subject stands erect with feet slightly apart.



		MEN	WOMEN
	Percentiles	Quantile	Quantile
Metric (mm)			
	1	690.7	642.9
	2	703.3	648.0
	3	706.5	662.7
	5	713.3	670.3
	10	727.6	692.0
	20	748.9	703.7
	25	755.0	708.7
	50	785.9	743.2
	75	814.1	774.5
	80	821.6	778.4
	90	839.1	792.0
	95	858.4	804.8
	97	869.9	820.5
	98	876.3	827.4
	99	890.7	836.6
English (in)			
	1	27.2	25.3
	2	27.7	25.5
	3	27.8	26.1
	5	28.1	26.4
	10	28.6	27.2
	20	29.5	27.7
	25	29.7	27.9
	50	30.9	29.3
	75	32.1	30.5
	80	32.3	30.6
	90	33.0	31.2
	95	33.8	31.7
	97	34.2	32.3
	98	34.5	32.6
	99	35.1	32.9

10. DIMENSION: Foot breadth, standing

	MEN		WOMEN	
Sample Size	863		88	
Weighted Size	863.0		88.0	
	Metric (mm)	English (in)	Metric (mm)	English (in)
Mean	104.2	4.1	95.3	3.8
SE Mean	0.2	0.0	0.5	0.0
STD	5.6	0.2	5.1	0.2

The subject stands with the weight distributed equally on both feet.

The maximum horizontal distance across the right foot perpendicular to its long axis is measured between the inside and the outside of the foot.



		MEN	WOMEN
	Percentiles	Quantile	Quantile
Metric (mm)			
	1	90.7	83.2
	2	92.0	84.0
	3	93.8	85.8
	5	95.2	87.0
	10	97.0	89.1
	20	99.6	90.6
	25	100.0	92.0
	50	104.1	95.0
	75	108.0	98.0
	80	109.0	100.0
	90	111.0	101.7
	95	113.0	105.0
	97	115.0	106.0
	98	116.0	106.0
	99	118.0	106.0
English (in)			
	1	3.6	3.3
	2	3.6	3.3
	3	3.7	3.4
	5	3.7	3.4
	10	3.8	3.5
	20	3.9	3.6
	25	3.9	3.6
	50	4.1	3.7
	75	4.3	3.9
	80	4.3	3.9
	90	4.4	4.0
	95	4.4	4.1
	97	4.5	4.2
	98	4.6	4.2
	99	4.6	4.2

11. DIMENSION: Foot length, standing

	MEN		WOMEN	
Sample Size	863		88	
Weighted Size	863.0		88.0	
	Metric (mm)	English (in)	Metric (mm)	English (in)
Mean	269.7	10.6	246.9	9.7
SE Mean	0.4	0.0	1.3	0.1
STD	13.0	0.5	12.5	0.5

The subject stands with the weight distributed equally on both feet.

The distance between the back-most point of the right heel and the tip of the longest toe is measured to the long axis of the foot.



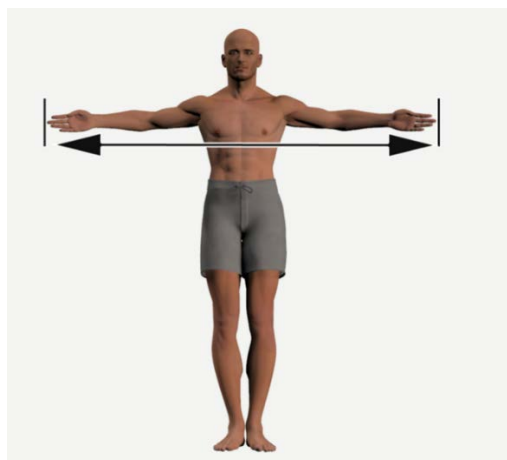
		MEN	WOMEN
	Percentiles	Quantile	Quantile
Metric (mm)			
	1	242.0	220.0
	2	245.0	223.7
	3	246.0	224.0
	5	248.0	224.4
	10	254.0	232.0
	20	259.0	237.0
	25	260.0	240.0
	50	269.0	245.0
	75	278.0	253.8
	80	280.0	257.0
	90	286.0	262.2
	95	291.7	272.0
	97	294.9	278.0
	98	297.0	278.0
	99	300.0	279.0
English (in)			
	1	9.5	8.7
	2	9.6	8.8
	3	9.7	8.8
	5	9.8	8.8
	10	10.0	9.1
	20	10.2	9.3
	25	10.2	9.4
	50	10.6	9.6
	75	10.9	10.0
	80	11.0	10.1
	90	11.3	10.3
	95	11.5	10.7
	97	11.6	10.9
	98	11.7	10.9
	99	11.8	11.0

12. DIMENSION: Functional arm span, standing

	MEN		WOMEN	
Sample Size	859		88	
Weighted Size	859.0		88.0	
	Metric (mm)	English (in)	Metric (mm)	English (in)
Mean	1817.4	71.6	1688.1	66.5
SE Mean	2.7	0.1	7.9	0.3
STD	79.6	3.1	74.5	2.9

The distance between the tips of the middle fingers of the outstretched arms is measured.

The subject stands erect with the back against a wall. The subject outstretches the arms horizontally at shoulder height.



		MEN	WOMEN
	Percentiles	Quantile	Quantile
Metric (mm)			
	1	1639.0	1517.0
	2	1661.0	1518.0
	3	1674.0	1531.0
	5	1690.0	1564.0
	10	1715.0	1581.0
	20	1751.0	1630.0
	25	1765.0	1646.0
	50	1815.0	1688.0
	75	1871.0	1736.0
	80	1883.0	1750.0
	90	1915.0	1792.0
	95	1952.0	1814.0
	97	1974.0	1838.0
	98	1997.0	1838.0
	99	2025.0	1845.0
English (in)			
	1	64.5	59.7
	2	65.4	59.8
	3	65.9	60.3
	5	66.5	61.6
	10	67.5	62.2
	20	68.9	64.2
	25	69.5	64.8
	50	71.5	66.5
	75	73.7	68.3
	80	74.1	68.9
	90	75.4	70.6
	95	76.9	71.4
	97	77.7	72.4
	98	78.6	72.4
	99	79.7	72.6

13. DIMENSION: Hip circumference, standing

	MEN		WOMEN	
Sample Size	863		88	
Weighted Size	863.0		88.0	
	Metric (mm)	English (in)	Metric (mm)	English (in)
Mean	1076.8	42.4	1058.4	41.7
SE Mean	2.6	0.1	9.4	0.4
STD	75.3	3.0	87.8	3.5

Maximal horizontal circumference over the buttocks.

The subject stands erect with heels together.



		MEN	WOMEN
	Percentiles	Quantile	Quantile
Metric (mm)			
	1	932.0	925.0
	2	944.0	925.0
	3	954.0	934.0
	5	965.0	945.0
	10	989.0	959.0
	20	1012.0	984.0
	25	1024.0	989.0
	50	1070.0	1044.0
	75	1124.0	1115.0
	80	1135.0	1129.0
	90	1178.0	1188.0
	95	1208.0	1232.0
	97	1233.0	1242.0
	98	1242.0	1270.0
	99	1269.0	1272.0
English (in)			
	1	36.7	36.4
	2	37.2	36.4
	3	37.6	36.8
	5	38.0	37.2
	10	38.9	37.8
	20	39.8	38.7
	25	40.3	38.9
	50	42.1	41.1
	75	44.3	43.9
	80	44.7	44.4
	90	46.4	46.8
	95	47.6	48.5
	97	48.5	48.9
	98	48.9	50.0
	99	50.0	50.1

14. DIMENSION: Knee height, standing

	MEN		WOMEN	
Sample Size	863		86	
Weighted Size	863.0		86.1	
	Metric (mm)	English (in)	Metric (mm)	English (in)
Mean	476.9	18.8	447.7	17.6
SE Mean	1.0	0.0	2.8	0.1
STD	29.1	1.1	26.4	1.0

The vertical distance between a standing surface and the point at knee crease is measured.

The subject stands erect looking straight ahead. The heels are together with the weight distributed equally on both feet. The shoulders and upper extremities are relaxed. The measurement is made at the maximum point of quiet respiration.



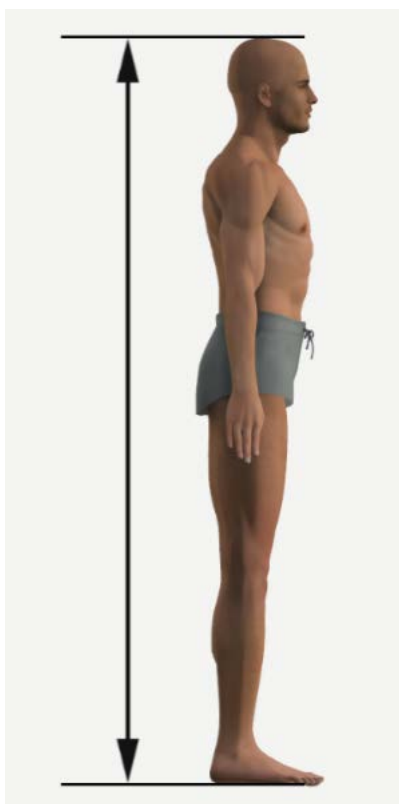
		MEN	WOMEN
	Percentiles	Quantile	Quantile
Metric (mm)			
	1	414.0	384.7
	2	421.3	391.0
	3	425.6	392.6
	5	430.3	395.4
	10	439.2	416.6
	20	452.7	426.0
	25	457.1	433.2
	50	476.1	445.6
	75	496.1	466.3
	80	500.9	471.7
	90	515.0	482.0
	95	525.3	490.9
	97	534.2	497.1
	98	538.7	499.2
	99	553.8	501.8
English (in)			
	1	16.3	15.1
	2	16.6	15.4
	3	16.8	15.5
	5	16.9	15.6
	10	17.3	16.4
	20	17.8	16.8
	25	18.0	17.1
	50	18.7	17.5
	75	19.5	18.4
	80	19.7	18.6
	90	20.3	19.0
	95	20.7	19.3
	97	21.0	19.6
	98	21.2	19.7
	99	21.8	19.8

15. DIMENSION: Stature

	MEN		WOMEN	
Sample Size	863		87	
Weighted Size	863.0		86.9	
	Metric (mm)	English (in)	Metric (mm)	English (in)
Mean	1769.0	69.6	1667.0	65.6
SE Mean	2.3	0.1	6.4	0.3
STD	66.7	2.6	59.5	2.3

Vertical distance from the standing surface to the highest point of the head (vertex).

The subject stands erect with feet placed on premarked footprints with approximately ten centimeters apart at the inside of the heel and 33° rotation at the toes.



		MEN	WOMEN
	Percentiles	Quantile	Quantile
Metric (mm)			
	1	1624.7	1471.7
	2	1637.4	1563.4
	3	1644.0	1570.0
	5	1659.7	1574.5
	10	1680.1	1588.1
	20	1713.5	1620.7
	25	1725.7	1634.6
	50	1766.8	1667.7
	75	1812.5	1706.3
	80	1824.8	1714.5
	90	1850.6	1750.5
	95	1881.3	1763.5
	97	1898.5	1774.2
	98	1917.9	1774.2
	99	1931.3	1789.5
English (in)			
	1	64.0	57.9
	2	64.5	61.6
	3	64.7	61.8
	5	65.3	62.0
	10	66.1	62.5
	20	67.5	63.8
	25	67.9	64.4
	50	69.6	65.7
	75	71.4	67.2
	80	71.8	67.5
	90	72.9	68.9
	95	74.1	69.4
	97	74.7	69.9
	98	75.5	69.9
	99	76.0	70.5

16. DIMENSION: Thigh circumference, standing

	MEN		WOMEN	
Sample Size	863		88	
Weighted Size	863.0		88.0	
	Metric (mm)	English (in)	Metric (mm)	English (in)
Mean	618.7	24.4	615.2	24.2
SE Mean	1.6	0.1	6.3	0.2
STD	47.5	1.9	59.4	2.3

Circumference of the right thigh at its juncture with the buttock.

The subject stands erect with legs spread apart just enough so that the thighs do not touch.



		MEN	WOMEN
	Percentiles	Quantile	Quantile
Metric (mm)			
	1	514.0	504.0
	2	525.0	512.0
	3	535.0	522.0
	5	543.0	529.0
	10	560.0	543.0
	20	580.0	561.0
	25	585.0	574.0
	50	616.0	610.0
	75	650.0	663.0
	80	659.0	669.0
	90	684.0	685.0
	95	701.0	726.0
	97	712.0	739.0
	98	718.0	752.0
	99	730.0	755.0
English (in)			
	1	20.2	19.8
	2	20.7	20.2
	3	21.1	20.6
	5	21.4	20.8
	10	22.0	21.4
	20	22.8	22.1
	25	23.0	22.6
	50	24.3	24.0
	75	25.6	26.1
	80	25.9	26.3
	90	26.9	27.0
	95	27.6	28.6
	97	28.0	29.1
	98	28.3	29.6
	99	28.7	29.7

17. DIMENSION: Under bust circumference, standing

	MEN		WOMEN	
Sample Size	863		88	
Weighted Size	863.0		88.0	
	Metric (mm)	English (in)	Metric (mm)	English (in)
Mean	1030.6	40.6	834.7	32.9
SE Mean	3.1	0.1	8.6	0.3
STD	90.8	3.6	80.2	3.2

The horizontal circumference of the chest directly below the bust is measured with a tape.

The subject stands erect looking straight ahead. The shoulders and upper extremities are relaxed. The measurement is taken at the maximum point of quiet respiration.



		MEN	WOMEN
	Percentiles	Quantile	Quantile
Metric (mm)			
	1	848.0	711.0
	2	875.0	712.0
	3	884.0	716.0
	5	894.0	732.0
	10	917.0	746.0
	20	950.0	767.0
	25	965.0	779.0
	50	1022.0	825.0
	75	1089.0	868.0
	80	1104.0	890.0
	90	1152.0	932.0
	95	1190.0	991.0
	97	1222.0	1012.0
	98	1238.0	1015.0
	99	1268.0	1088.0
English (in)			
	1	33.4	28.0
	2	34.4	28.0
	3	34.8	28.2
	5	35.2	28.8
	10	36.1	29.4
	20	37.4	30.2
	25	38.0	30.7
	50	40.2	32.5
	75	42.9	34.2
	80	43.5	35.0
	90	45.4	36.7
	95	46.9	39.0
	97	48.1	39.8
	98	48.7	40.0
	99	49.9	42.8

18. DIMENSION: Vertical trunk circumference, standing

	MEN		WOMEN	
Sample Size	863		88	
Weighted Size	863.0		88.0	
	Metric (mm)	English (in)	Metric (mm)	English (in)
Mean	1775.1	69.9	1607.4	63.3
SE Mean	3.1	0.1	9.0	0.4
STD	91.0	3.6	84.4	3.3

The vertical circumference of the torso is measured by passing a tape over the right shoulder, nipple (or most forward point of the bra), through the crotch, and over the most protrusive point of the right buttock. On men, the tape follows the surface contours of the body. On women, it follows the body contours except from the most protrusive point of the bra to the crotch.

The subject stands erect looking straight ahead. The arms hang relaxed at the sides, and the feet are shoulder width apart with the weight distributed equally on both feet.



		MEN	WOMEN
	Percentiles	Quantile	Quantile
Metric (mm)			
	1	1586.0	1424.0
	2	1609.0	1482.0
	3	1616.0	1485.0
	5	1635.0	1489.0
	10	1665.0	1510.0
	20	1696.0	1532.0
	25	1712.0	1551.0
	50	1768.0	1603.0
	75	1834.0	1644.0
	80	1849.0	1658.0
	90	1900.0	1727.0
	95	1935.0	1771.0
	97	1961.0	1794.0
	98	1976.0	1835.0
	99	2000.0	1850.0
English (in)			
	1	62.4	56.1
	2	63.3	58.3
	3	63.6	58.5
	5	64.4	58.6
	10	65.6	59.4
	20	66.8	60.3
	25	67.4	61.1
	50	69.6	63.1
	75	72.2	64.7
	80	72.8	65.3
	90	74.8	68.0
	95	76.2	69.7
	97	77.2	70.6
	98	77.8	72.2
	99	78.7	72.8

19. DIMENSION: Waist circumference, standing

	MEN		WOMEN	
Sample Size	863		88	
Weighted Size	863.0		88.0	
	Metric (mm)	English (in)	Metric (mm)	English (in)
Mean	970.8	38.2	869.1	34.2
SE Mean	3.6	0.1	10.6	0.4
STD	105.4	4.2	99.4	3.9

Horizontal circumference of the waist at the level of the center of preferred waist height.

The subject stands erect with heels together.



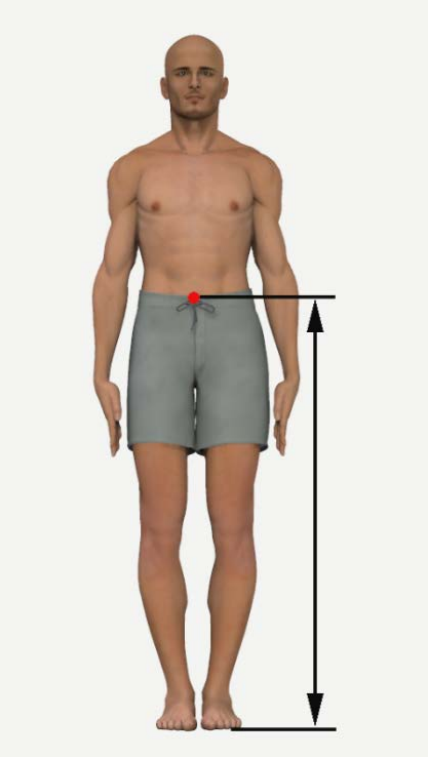
		MEN	WOMEN
	Percentiles	Quantile	Quantile
Metric (mm)			
	1	771.0	710.0
	2	789.0	711.0
	3	810.0	722.0
	5	828.0	732.0
	10	855.0	754.0
	20	885.0	787.0
	25	898.0	800.0
	50	956.0	859.0
	75	1028.0	929.0
	80	1046.0	943.0
	90	1111.0	1008.0
	95	1165.0	1050.0
	97	1206.0	1056.0
	98	1236.0	1068.0
	99	1300.0	1121.0
English (in)			
	1	30.4	28.0
	2	31.1	28.0
	3	31.9	28.4
	5	32.6	28.8
	10	33.7	29.7
	20	34.8	31.0
	25	35.4	31.5
	50	37.6	33.8
	75	40.5	36.6
	80	41.2	37.1
	90	43.7	39.7
	95	45.9	41.3
	97	47.5	41.6
	98	48.7	42.0
	99	51.2	44.1

20. DIMENSION: Waist height, standing

	MEN		WOMEN	
Sample Size	861		86	
Weighted Size	861.2		86.1	
	Metric (mm)	English (in)	Metric (mm)	English (in)
Mean	1031.7	40.6	993.6	39.1
SE Mean	1.8	0.1	5.7	0.2
STD	52.1	2.1	52.9	2.1

The vertical distance between a standing surface and the point at the subjects preferred waist.

The subject stands erect looking straight ahead. The heels are together with weight distributed equally on both feet. The shoulders and upper extremities are relaxed. The measurement is made at the maximum point of quiet respiration.



		MEN	WOMEN
	Percentiles	Quantile	Quantile
Metric (mm)			
	1	917.7	823.0
	2	929.4	881.9
	3	935.1	883.1
	5	945.9	909.3
	10	964.8	920.8
	20	986.4	951.6
	25	997.6	959.4
	50	1031.1	1003.9
	75	1063.8	1026.8
	80	1073.2	1031.5
	90	1098.0	1049.6
	95	1118.4	1075.2
	97	1130.4	1086.7
	98	1140.6	1113.4
	99	1159.9	1114.5
English (in)			
	1	36.1	32.4
	2	36.6	34.7
	3	36.8	34.8
	5	37.2	35.8
	10	38.0	36.3
	20	38.8	37.5
	25	39.3	37.8
	50	40.6	39.5
	75	41.9	40.4
	80	42.3	40.6
	90	43.2	41.3
	95	44.0	42.3
	97	44.5	42.8
	98	44.9	43.8
	99	45.7	43.9

21. DIMENSION: Weight

	MEN		WOMEN	
Sample Size	863		194	
Weighted Size	863.0		194.0	
	Metric (mm)	English (in)	Metric (mm)	English (in)
Mean	93.0	204.9	72.2	159.1
SE Mean	0.5	1.1	1.4	3.0
STD	14.8	32.6	12.8	28.3

Weight of the subject.

Subject stands on the scale fully erect with weight distributed equally on both feet.



		MEN	WOMEN
	Percentiles	Quantile	Quantile
Metric (kg)			
	1	64.5	48.3
	2	67.1	54.4
	3	68.8	55.4
	5	71.3	56.6
	10	75.7	58.0
	20	79.8	61.5
	25	82.3	63.1
	50	91.4	70.0
	75	102.1	78.4
	80	104.4	81.9
	90	112.7	88.8
	95	120.4	97.7
	97	125.4	98.2
	98	127.0	100.1
	99	133.4	102.8
English (lbs)			
	1	142.3	106.4
	2	147.9	119.9
	3	151.7	122.1
	5	157.1	124.9
	10	167.0	127.9
	20	176.0	135.5
	25	181.4	139.1
	50	201.4	154.3
	75	225.1	172.8
	80	230.1	180.6
	90	248.5	195.8
	95	265.4	215.5
	97	276.4	216.5
	98	280.0	220.7
	99	294.0	226.7

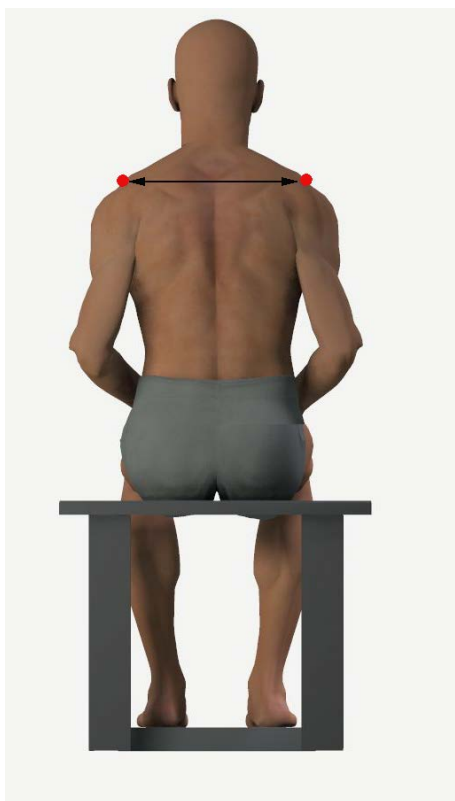
Measured Without Gear (Seated)

22. DIMENSION: Acromion breadth, sitting

	MEN		WOMEN	
Sample Size	863		88	
Weighted Size	863.0		88.0	
	Metric (mm)	English (in)	Metric (mm)	English (in)
Mean	397.1	15.6	354.7	14.0
SE Mean	0.7	0.0	2.2	0.1
STD	19.3	0.8	20.4	0.8

The upper arms are hanging relaxed at the sides with the forearms and hands on the thighs. The breadth measurement is from the right acromion to the left acromion.

The subject sits erect on a flat surface looking straight ahead.



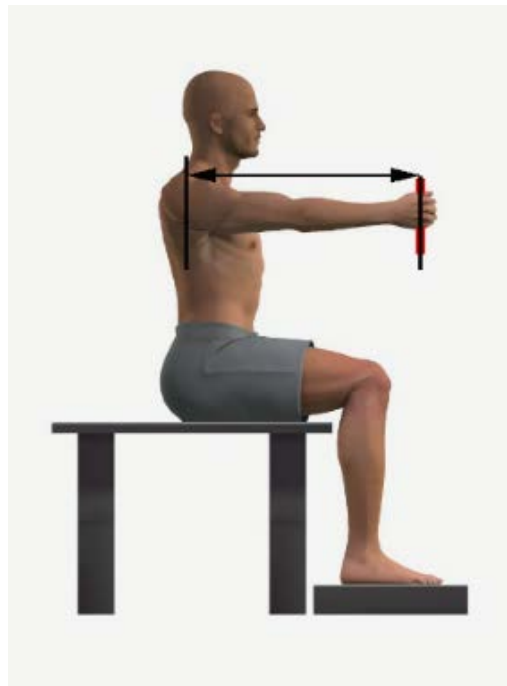
		MEN	WOMEN
	Percentiles	Quantile	Quantile
Metric (mm)			
	1	350.0	313.0
	2	355.0	316.0
	3	362.0	322.0
	5	366.0	327.0
	10	372.0	330.0
	20	381.0	340.0
	25	385.0	342.0
	50	397.0	351.0
	75	410.0	366.0
	80	413.0	374.0
	90	422.0	380.0
	95	429.0	393.0
	97	433.0	403.0
	98	439.0	404.0
	99	442.0	413.0
English (in)			
	1	13.8	12.3
	2	14.0	12.4
	3	14.3	12.7
	5	14.4	12.9
	10	14.6	13.0
	20	15.0	13.4
	25	15.2	13.5
	50	15.6	13.8
	75	16.1	14.4
	80	16.3	14.7
	90	16.6	15.0
	95	16.9	15.5
	97	17.0	15.9
	98	17.3	15.9
	99	17.4	16.3

23. DIMENSION: Acromion–grip length, sitting

	MEN		WOMEN	
Sample Size	861		88	
Weighted Size	861.2		88.0	
	Metric (mm)	English (in)	Metric (mm)	English (in)
Mean	633.1	24.9	597.4	23.5
SE Mean	1.1	0.0	3.2	0.1
STD	31.2	1.2	29.7	1.2

The right arm is extended straight ahead while a dowel rod is held vertically in it. The horizontal measurement is taken from the right acromion to the top middle point of the dowel rod.

The subject sits erect with back against a flat surface.



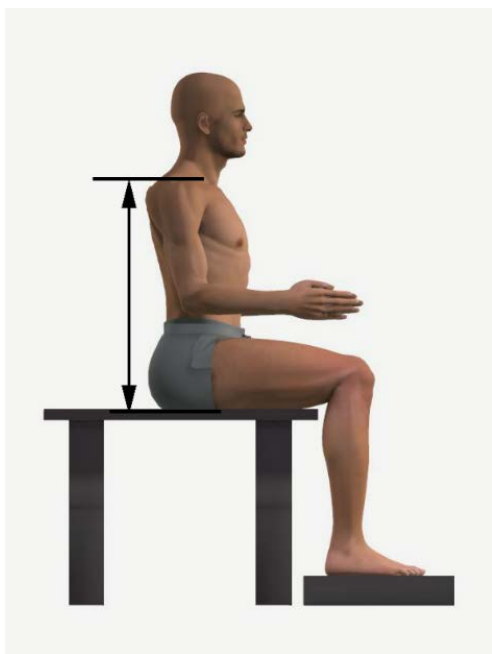
	Percentiles	MEN Quantile	WOMEN Quantile
Metric (mm)			
	1	560.2	527.1
	2	569.2	529.9
	3	576.8	529.9
	5	583.4	544.1
	10	594.3	556.2
	20	605.7	575.3
	25	611.6	579.4
	50	632.4	598.0
	75	653.9	618.8
	80	658.4	621.7
	90	672.1	639.2
	95	685.0	645.4
	97	694.7	647.0
	98	703.6	649.2
	99	716.1	651.9
English (in)			
	1	22.1	20.8
	2	22.4	20.9
	3	22.7	20.9
	5	23.0	21.4
	10	23.4	21.9
	20	23.8	22.6
	25	24.1	22.8
	50	24.9	23.5
	75	25.7	24.4
	80	25.9	24.5
	90	26.5	25.2
	95	27.0	25.4
	97	27.4	25.5
	98	27.7	25.6
	99	28.2	25.7

24. DIMENSION: Acromion height, sitting

	MEN		WOMEN	
Sample Size	863		88	
Weighted Size	863.0		88.0	
	Metric (mm)	English (in)	Metric (mm)	English (in)
Mean	614.1	24.2	583.3	23.0
SE Mean	1.0	0.0	2.9	0.1
STD	29.7	1.2	27.5	1.1

The vertical distance is measured between the sitting surface and the tip of the right shoulder (acromion).

The subject sits erect on a flat surface looking straight ahead.



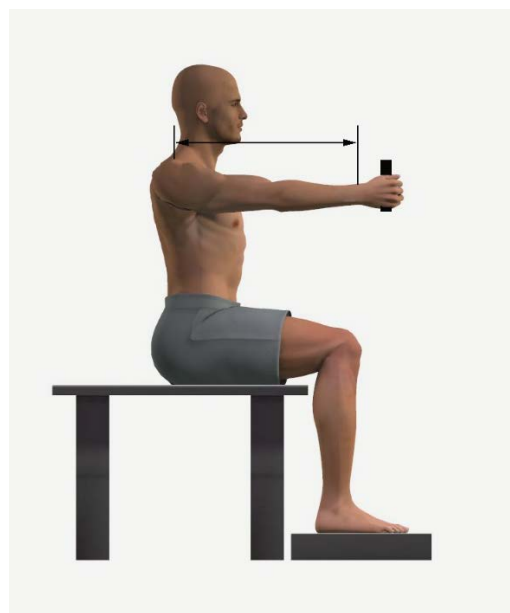
		MEN	WOMEN
	Percentiles	Quantile	Quantile
Metric (mm)			
	1	549.2	480.2
	2	554.9	540.3
	3	559.7	541.1
	5	563.0	542.2
	10	575.8	548.5
	20	589.0	561.0
	25	594.9	565.0
	50	613.4	581.2
	75	633.7	604.4
	80	639.3	613.9
	90	653.6	617.8
	95	663.6	624.6
	97	670.9	626.4
	98	678.0	629.6
	99	682.1	636.6
English (in)			
	1	21.6	18.9
	2	21.8	21.3
	3	22.0	21.3
	5	22.2	21.3
	10	22.7	21.6
	20	23.2	22.1
	25	23.4	22.2
	50	24.1	22.9
	75	24.9	23.8
	80	25.2	24.2
	90	25.7	24.3
	95	26.1	24.6
	97	26.4	24.7
	98	26.7	24.8
	99	26.9	25.1

25. DIMENSION: Acromion–wrist length, sitting

	MEN		WOMEN	
Sample Size	861		88	
Weighted Size	861.2		88.0	
	Metric (mm)	English (in)	Metric (mm)	English (in)
Mean	567.0	22.3	532.1	20.9
SE Mean	1.0	0.0	2.8	0.1
STD	28.9	1.1	26.6	1.0

The right arm is extended straight ahead while a dowel rod is held vertically in it. The horizontal measurement is taken from the right acromion to the most lateral point (radial styloid) of the right wrist.

The subject sits erect with back against a flat surface.



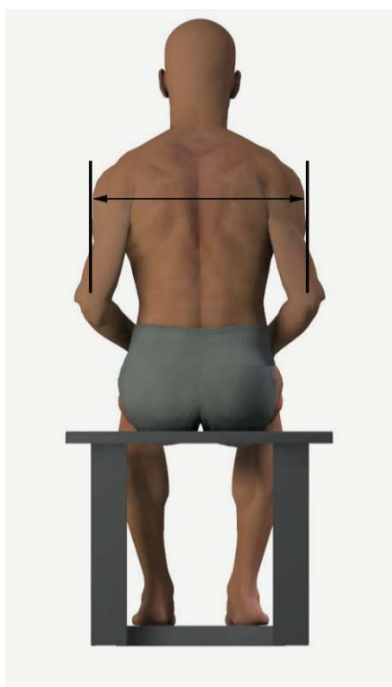
	Percentiles	MEN Quantile	WOMEN Quantile
Metric (mm)			
	1	501.6	472.9
	2	507.0	472.9
	3	515.1	473.3
	5	521.2	488.1
	10	532.2	495.0
	20	541.7	512.4
	25	546.4	515.4
	50	565.5	529.5
	75	586.0	550.1
	80	591.3	555.1
	90	603.4	567.0
	95	616.4	576.8
	97	623.1	578.2
	98	632.4	578.3
	99	639.4	588.3
English (in)			
	1	19.7	18.6
	2	20.0	18.6
	3	20.3	18.6
	5	20.5	19.2
	10	21.0	19.5
	20	21.3	20.2
	25	21.5	20.3
	50	22.3	20.8
	75	23.1	21.7
	80	23.3	21.9
	90	23.8	22.3
	95	24.3	22.7
	97	24.5	22.8
	98	24.9	22.8
	99	25.2	23.2

26. DIMENSION: Bideltoid breadth, sitting

	MEN		WOMEN	
Sample Size	862		88	
Weighted Size	861.9		88.0	
	Metric (mm)	English (in)	Metric (mm)	English (in)
Mean	573.5	22.6	488.8	19.2
SE Mean	1.8	0.1	5.0	0.2
STD	51.8	2.0	46.6	1.8

The upper arms are hanging relaxed at the sides with the forearms and hands on the thighs. The maximum horizontal distance is measured between the outside of the upper arms at the level of the deltoid muscle and as low as the level of the elbows.

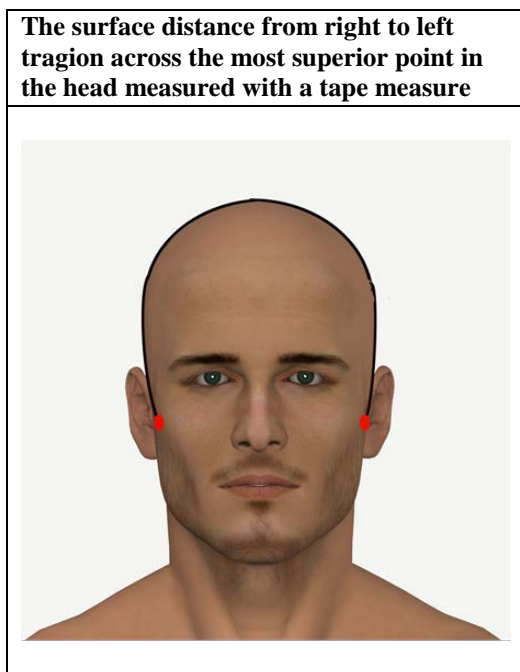
The subject sits erect on a flat surface looking straight ahead



	Percentiles	MEN Quantile	WOMEN Quantile
Metric (mm)			
	1	467.0	412.0
	2	479.0	416.0
	3	485.0	424.0
	5	497.0	430.0
	10	512.0	438.0
	20	531.0	455.0
	25	535.0	456.0
	50	570.0	478.0
	75	607.0	509.0
	80	618.0	515.0
	90	643.0	549.0
	95	663.0	597.0
	97	680.0	609.0
	98	684.0	609.0
	99	701.0	620.0
English (in)			
	1	18.4	16.2
	2	18.9	16.4
	3	19.1	16.7
	5	19.6	16.9
	10	20.2	17.2
	20	20.9	17.9
	25	21.1	18.0
	50	22.4	18.8
	75	23.9	20.0
	80	24.3	20.3
	90	25.3	21.6
	95	26.1	23.5
	97	26.8	24.0
	98	26.9	24.0
	99	27.6	24.4

27. DIMENSION: Bitragion arc length, sitting

	MEN		WOMEN	
Sample Size	860		87	
Weighted Size	860.0		86.9	
	Metric (mm)	English (in)	Metric (mm)	English (in)
Mean	363.7	14.3	346.5	13.6
SE Mean	0.4	0.0	1.3	0.1
STD	12.8	0.5	12.2	0.5



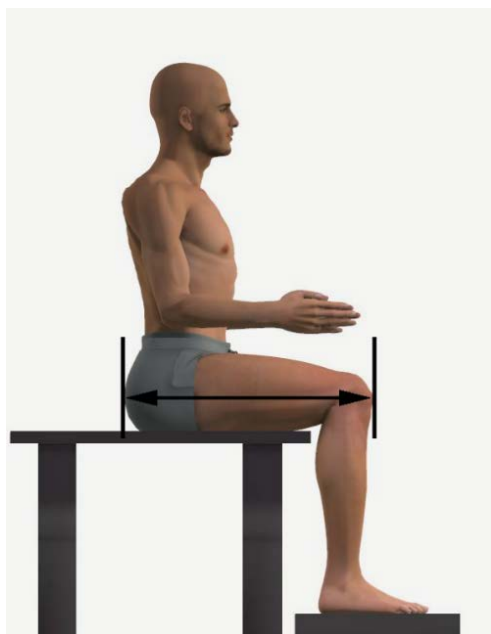
	Percentiles	MEN Quantile	WOMEN Quantile
Metric (mm)			
	1	335.0	320.0
	2	341.0	320.0
	3	342.0	323.0
	5	343.0	327.0
	10	346.0	332.0
	20	352.0	337.0
	25	355.0	338.0
	50	364.0	345.0
	75	372.0	355.0
	80	374.0	357.0
	90	380.0	363.0
	95	384.0	366.0
	97	388.0	371.0
	98	390.0	375.0
	99	395.0	375.0
English (in)			
	1	13.2	12.6
	2	13.4	12.6
	3	13.5	12.7
	5	13.5	12.9
	10	13.6	13.1
	20	13.9	13.3
	25	14.0	13.3
	50	14.3	13.6
	75	14.6	14.0
	80	14.7	14.1
	90	15.0	14.3
	95	15.1	14.4
	97	15.3	14.6
	98	15.4	14.8
	99	15.6	14.8

28. DIMENSION: Buttock–knee length, sitting

	MEN		WOMEN	
Sample Size	860		88	
Weighted Size	859.8		88.0	
	Metric (mm)	English (in)	Metric (mm)	English (in)
Mean	629.9	24.8	604.3	23.8
SE Mean	1.1	0.0	2.9	0.1
STD	32.0	1.3	27.5	1.1

The thighs are parallel, and the feet are in line with the thighs on a surface adjusted so that the knees are bent 90°. The horizontal distance is measured from the most protrusive point of the right buttock to the most forward point of the right knee.

The subject sits erect on a flat surface looking straight ahead.



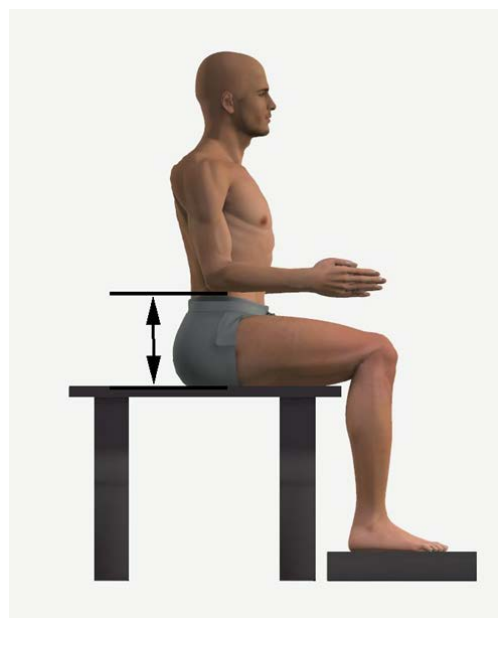
	Percentiles	MEN Quantile	WOMEN Quantile
Metric (mm)			
	1	559.9	548.5
	2	566.2	551.8
	3	572.2	553.4
	5	577.7	560.9
	10	588.4	566.1
	20	603.8	579.9
	25	608.2	582.6
	50	629.3	603.5
	75	650.9	623.7
	80	655.1	625.8
	90	671.0	638.2
	95	684.9	654.2
	97	695.7	664.2
	98	701.4	664.2
	99	711.0	664.4
English (in)			
	1	22.0	21.6
	2	22.3	21.7
	3	22.5	21.8
	5	22.7	22.1
	10	23.2	22.3
	20	23.8	22.8
	25	23.9	22.9
	50	24.8	23.8
	75	25.6	24.6
	80	25.8	24.6
	90	26.4	25.1
	95	27.0	25.8
	97	27.4	26.1
	98	27.6	26.1
	99	28.0	26.2

29. DIMENSION: Elbow height, sitting

	MEN		WOMEN	
Sample Size	863		88	
Weighted Size	863.0		88.0	
	Metric (mm)	English (in)	Metric (mm)	English (in)
Mean	242.3	9.5	237.0	9.3
SE Mean	0.9	0.0	3.0	0.1
STD	27.3	1.1	28.1	1.1

Upper arms hang freely downward and forearms are horizontal. The vertical measurement is taken from the horizontal sitting surface to the lowest bony point of the elbow.

The subject sits erect on a flat surface looking straight ahead.



	Percentiles	MEN Quantile	WOMEN Quantile
Metric (mm)			
	1	176.6	155.6
	2	185.3	173.6
	3	189.0	180.2
	5	197.1	187.2
	10	209.2	204.6
	20	220.2	214.8
	25	223.9	220.1
	50	241.3	239.4
	75	259.1	254.6
	80	266.8	258.4
	90	278.3	269.7
	95	289.5	283.8
	97	295.9	295.7
	98	298.7	297.0
	99	302.4	302.7
English (in)			
	1	7.0	6.1
	2	7.3	6.8
	3	7.4	7.1
	5	7.8	7.4
	10	8.2	8.1
	20	8.7	8.5
	25	8.8	8.7
	50	9.5	9.4
	75	10.2	10.0
	80	10.5	10.2
	90	11.0	10.6
	95	11.4	11.2
	97	11.6	11.6
	98	11.8	11.7
	99	11.9	11.9

30. DIMENSION: Elbow–wrist length, sitting

	MEN		WOMEN	
Sample Size	862		88	
Weighted Size	861.9		88.0	
	Metric (mm)	English (in)	Metric (mm)	English (in)
Mean	299.2	11.8	274.8	10.8
SE Mean	0.5	0.0	1.5	0.1
STD	15.3	0.6	13.9	0.5

The right arm is extended straight ahead while a dowel rod is held vertically in it. The horizontal measurement is taken from the right elbow to the most lateral point of the right wrist.

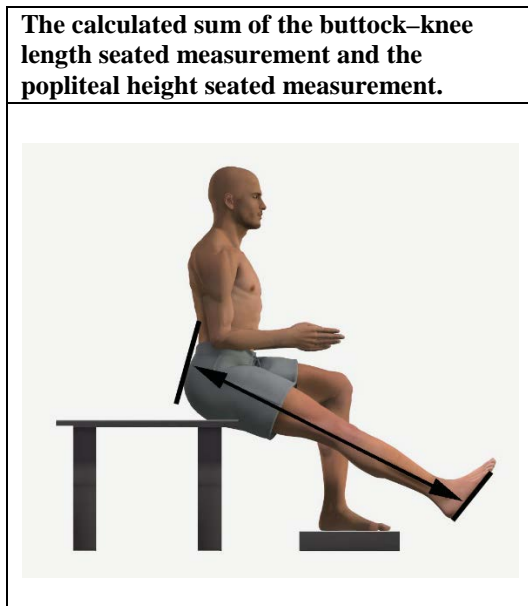
The subject sits erect with back against a flat surface.



		MEN	WOMEN
	Percentiles	Quantile	Quantile
Metric (mm)			
	1	264.5	243.2
	2	266.6	243.2
	3	270.7	245.2
	5	275.3	251.1
	10	280.1	257.0
	20	286.6	264.9
	25	289.2	267.4
	50	299.1	274.2
	75	309.0	284.5
	80	311.5	286.7
	90	317.8	293.1
	95	325.3	298.4
	97	328.3	302.1
	98	330.4	307.0
	99	338.3	308.4
English (in)			
	1	10.4	9.6
	2	10.5	9.6
	3	10.7	9.7
	5	10.8	9.9
	10	11.0	10.1
	20	11.3	10.4
	25	11.4	10.5
	50	11.8	10.8
	75	12.2	11.2
	80	12.3	11.3
	90	12.5	11.5
	95	12.8	11.7
	97	12.9	11.9
	98	13.0	12.1
	99	13.3	12.1

31. DIMENSION: Functional leg length, sitting

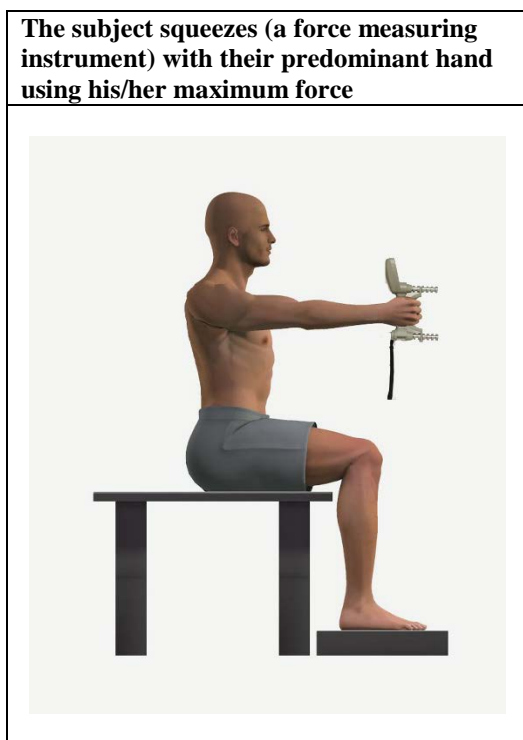
	MEN		WOMEN	
Sample Size	863		88	
Weighted Size	863.0		88.0	
	Metric (mm)	English (in)	Metric (mm)	English (in)
Mean	1069.0	42.1	1011.1	39.8
SE Mean	1.7	0.1	4.6	0.2
STD	51.3	2.0	43.1	1.7



	Percentiles	MEN Quantile	WOMEN Quantile
Metric (mm)			
	1	957.2	924.5
	2	967.1	927.7
	3	976.6	933.9
	5	986.6	942.4
	10	1003.5	951.6
	20	1023.7	971.3
	25	1034.6	975.9
	50	1068.9	1013.0
	75	1100.5	1036.8
	80	1111.6	1045.6
	90	1130.3	1066.6
	95	1151.8	1080.2
	97	1169.2	1106.0
	98	1185.7	1106.0
	99	1200.1	1107.2
English (in)			
	1	37.7	36.4
	2	38.1	36.5
	3	38.4	36.8
	5	38.8	37.1
	10	39.5	37.5
	20	40.3	38.2
	25	40.7	38.4
	50	42.1	39.9
	75	43.3	40.8
	80	43.8	41.2
	90	44.5	42.0
	95	45.3	42.5
	97	46.0	43.5
	98	46.7	43.5
	99	47.2	43.6

32. DIMENSION: Grip strength, sitting

	MEN		WOMEN	
Sample Size	863		194	
Weighted Size	863.0		194.0	
	Metric (mm)	English (in)	Metric (mm)	English (in)
Mean	43.9	96.9	29.7	65.5
SE Mean	0.3	0.7	0.7	1.5
STD	8.9	19.6	6.3	14.0



	Percentiles	MEN Quantile	WOMEN Quantile
Metric (kg)			
	1	24.0	15.0
	2	26.5	15.0
	3	27.5	20.0
	5	30.0	21.0
	10	33.0	22.5
	20	36.0	24.5
	25	38.0	26.0
	50	43.0	29.0
	75	50.0	33.0
	80	52.0	34.5
	90	55.5	39.0
	95	58.5	41.0
	97	61.0	44.0
	98	63.0	44.5
	99	66.0	47.0
English (lbs)			
	1	52.9	33.1
	2	58.4	33.1
	3	60.6	44.1
	5	66.1	46.3
	10	72.8	49.6
	20	79.4	54.0
	25	83.8	57.3
	50	94.8	63.9
	75	110.2	72.8
	80	114.6	76.1
	90	122.4	86.0
	95	129.0	90.4
	97	134.5	97.0
	98	138.9	98.1
	99	145.5	103.6

33. DIMENSION: Head arc length, sitting

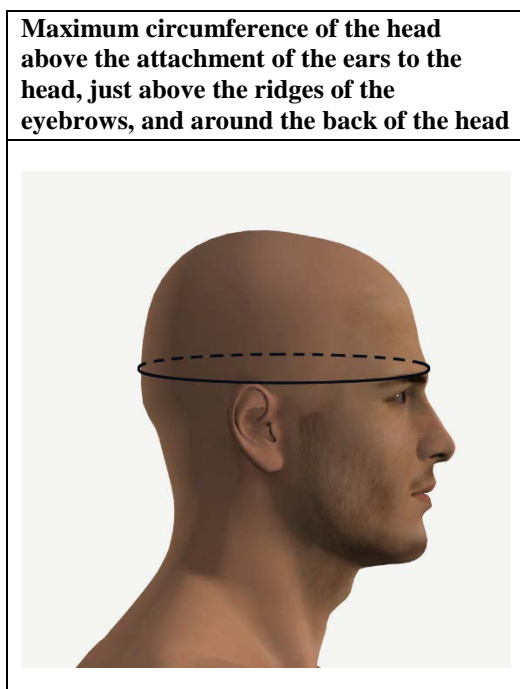
	MEN		WOMEN	
Sample Size	863		88	
Weighted Size	863.0		88.0	
	Metric (mm)	English (in)	Metric (mm)	English (in)
Mean	356.3	14.0	341.9	13.5
SE Mean	0.6	0.0	2.2	0.1
STD	17.9	0.7	20.2	0.8



	Percentiles	MEN Quantile	WOMEN Quantile
Metric (mm)			
	1	315.0	301.0
	2	320.0	301.0
	3	323.0	302.0
	5	328.0	306.0
	10	332.0	315.0
	20	340.0	325.0
	25	345.0	328.0
	50	355.0	345.0
	75	369.0	355.0
	80	372.0	357.0
	90	380.0	368.0
	95	386.0	371.0
	97	389.0	384.0
	98	392.0	385.0
	99	396.0	400.0
English (in)			
	1	12.4	11.9
	2	12.6	11.9
	3	12.7	11.9
	5	12.9	12.0
	10	13.1	12.4
	20	13.4	12.8
	25	13.6	12.9
	50	14.0	13.6
	75	14.5	14.0
	80	14.6	14.1
	90	15.0	14.5
	95	15.2	14.6
	97	15.3	15.1
	98	15.4	15.2
	99	15.6	15.7

34. DIMENSION: Head circumference, sitting

	MEN		WOMEN	
Sample Size	861		87	
Weighted Size	861.0		86.9	
	Metric (mm)	English (in)	Metric (mm)	English (in)
Mean	577.6	22.7	558.1	22.0
SE Mean	0.5	0.0	1.6	0.1
STD	14.5	0.6	14.5	0.6



		MEN	WOMEN
	Percentiles	Quantile	Quantile
Metric (mm)			
	1	546.0	523.0
	2	549.0	523.0
	3	550.0	532.0
	5	553.0	538.0
	10	558.0	540.0
	20	565.0	546.0
	25	568.0	550.0
	50	578.0	557.0
	75	587.0	569.0
	80	589.0	570.0
	90	595.0	575.0
	95	601.0	582.0
	97	607.0	590.0
	98	609.0	592.0
	99	614.0	599.0
English (in)			
	1	21.5	20.6
	2	21.6	20.6
	3	21.7	20.9
	5	21.8	21.2
	10	22.0	21.3
	20	22.2	21.5
	25	22.4	21.7
	50	22.8	21.9
	75	23.1	22.4
	80	23.2	22.4
	90	23.4	22.6
	95	23.7	22.9
	97	23.9	23.2
	98	24.0	23.3
	99	24.2	23.6

35. DIMENSION: Hip breadth, sitting

	MEN		WOMEN	
Sample Size	862		87	
Weighted Size	862.0		86.9	
	Metric (mm)	English (in)	Metric (mm)	English (in)
Mean	436.6	17.2	425.4	16.7
SE Mean	1.2	0.0	4.1	0.2
STD	34.4	1.4	38.6	1.5



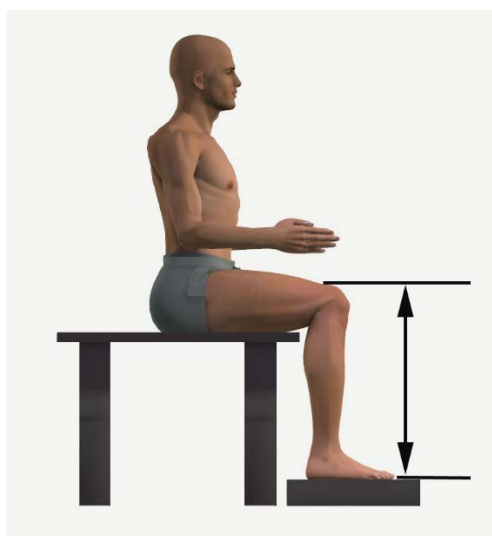
	Percentiles	MEN Quantile	WOMEN Quantile
Metric (mm)			
	1	364.0	358.0
	2	375.0	358.0
	3	378.0	366.0
	5	384.0	372.0
	10	395.0	380.0
	20	408.0	392.0
	25	413.0	395.0
	50	434.0	417.0
	75	459.0	450.0
	80	464.0	453.0
	90	483.0	473.0
	95	498.0	489.0
	97	506.0	523.0
	98	511.0	531.0
	99	529.0	531.0
English (in)			
	1	14.3	14.1
	2	14.8	14.1
	3	14.9	14.4
	5	15.1	14.6
	10	15.6	15.0
	20	16.1	15.4
	25	16.3	15.6
	50	17.1	16.4
	75	18.1	17.7
	80	18.3	17.8
	90	19.0	18.6
	95	19.6	19.3
	97	19.9	20.6
	98	20.1	20.9
	99	20.8	20.9

36. DIMENSION: Knee height, sitting

	MEN		WOMEN	
Sample Size	863		88	
Weighted Size	863.0		88.0	
	Metric (mm)	English (in)	Metric (mm)	English (in)
Mean	543.8	21.4	509.6	20.1
SE Mean	0.9	0.0	2.5	0.1
STD	27.5	1.1	23.7	0.9

The thighs are parallel, and the feet are in line with the thigh on a surface adjusted so that the knees are bent at 90°. The vertical distance is measured between the foot surface and the top of the right knee.

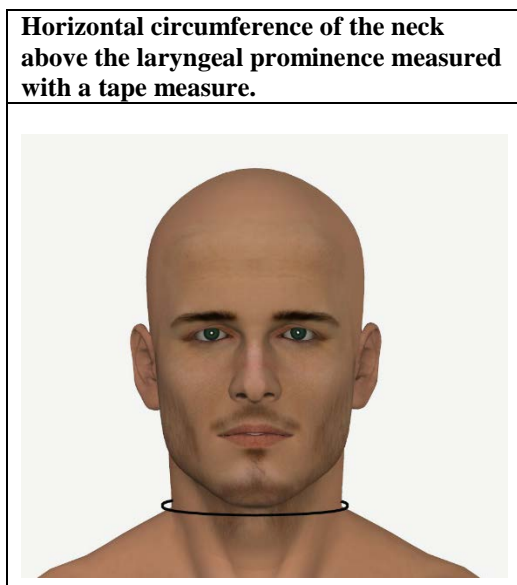
The subject sits erect on a flat surface.



	Percentiles	MEN Quantile	WOMEN Quantile
Metric (mm)			
	1	483.4	467.5
	2	489.9	470.4
	3	494.8	470.4
	5	499.7	474.7
	10	507.7	477.9
	20	522.1	486.0
	25	526.0	490.5
	50	542.8	508.7
	75	560.6	525.9
	80	566.4	534.6
	90	578.4	539.5
	95	589.2	551.7
	97	598.0	554.0
	98	603.0	554.0
	99	610.6	559.2
English (in)			
	1	19.0	18.4
	2	19.3	18.5
	3	19.5	18.5
	5	19.7	18.7
	10	20.0	18.8
	20	20.6	19.1
	25	20.7	19.3
	50	21.4	20.0
	75	22.1	20.7
	80	22.3	21.0
	90	22.8	21.2
	95	23.2	21.7
	97	23.5	21.8
	98	23.7	21.8
	99	24.0	22.0

37. DIMENSION: Neck circumference, sitting

	MEN		WOMEN	
Sample Size	863		88	
Weighted Size	863.0		88.0	
	Metric (mm)	English (in)	Metric (mm)	English (in)
Mean	412.7	16.2	340.2	13.4
SE Mean	1.0	0.0	2.6	0.1
STD	28.0	1.1	24.6	1.0



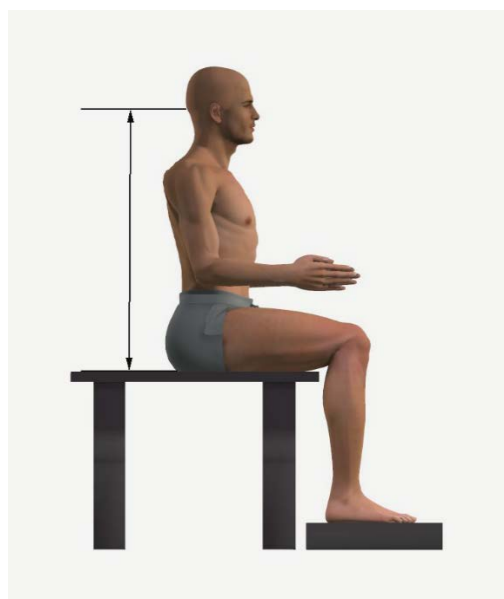
	Percentiles	MEN Quantile	WOMEN Quantile
Metric (mm)			
	1	355.0	298.0
	2	360.0	299.0
	3	365.0	300.0
	5	372.0	308.0
	10	379.0	313.0
	20	389.0	320.0
	25	393.0	323.0
	50	410.0	337.0
	75	430.0	351.0
	80	435.0	354.0
	90	452.0	369.0
	95	465.0	382.0
	97	472.0	404.0
	98	474.0	405.0
	99	483.0	415.0
English (in)			
	1	14.0	11.7
	2	14.2	11.8
	3	14.4	11.8
	5	14.6	12.1
	10	14.9	12.3
	20	15.3	12.6
	25	15.5	12.7
	50	16.1	13.3
	75	16.9	13.8
	80	17.1	13.9
	90	17.8	14.5
	95	18.3	15.0
	97	18.6	15.9
	98	18.7	15.9
	99	19.0	16.3

38. DIMENSION: Nuchal height, sitting

	MEN		WOMEN	
Sample Size	863		88	
Weighted Size	863.0		88.0	
	Metric (mm)	English (in)	Metric (mm)	English (in)
Mean	786.9	31.0	745.8	29.4
SE Mean	1.2	0.0	3.5	0.1
STD	35.6	1.4	33.2	1.3

The vertical distance is measured between the seated plane and the most protrusive point of the nuchal.

The subject sits erect looking straight ahead.



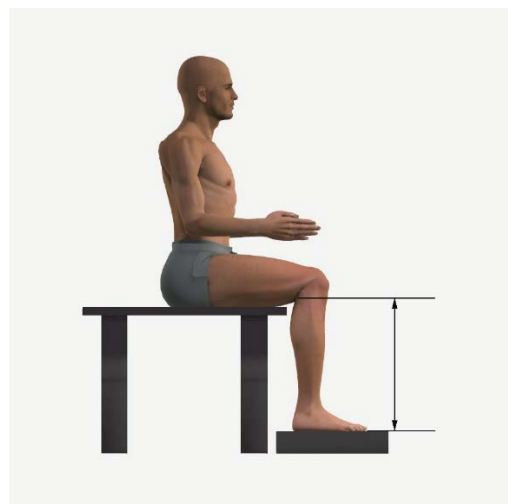
		MEN	WOMEN
	Percentiles	Quantile	Quantile
Metric (mm)			
	1	712.6	622.0
	2	717.7	686.1
	3	722.5	689.5
	5	728.9	693.4
	10	740.4	705.0
	20	757.6	721.7
	25	763.5	723.1
	50	786.3	744.4
	75	809.7	769.6
	80	816.2	772.2
	90	833.7	779.7
	95	847.4	797.4
	97	857.5	798.1
	98	863.9	804.0
	99	872.2	836.6
English (in)			
	1	28.1	24.5
	2	28.3	27.0
	3	28.4	27.1
	5	28.7	27.3
	10	29.1	27.8
	20	29.8	28.4
	25	30.1	28.5
	50	31.0	29.3
	75	31.9	30.3
	80	32.1	30.4
	90	32.8	30.7
	95	33.4	31.4
	97	33.8	31.4
	98	34.0	31.7
	99	34.3	32.9

39. DIMENSION: Popliteal height, sitting

	MEN		WOMEN	
Sample Size	863		88	
Weighted Size	863.0		88.0	
	Metric (mm)	English (in)	Metric (mm)	English (in)
Mean	439.2	17.3	406.7	16.0
SE Mean	0.8	0.0	2.5	0.1
STD	24.8	1.0	23.4	0.9

The thighs are parallel, and the feet are in line with the thighs on a surface adjusted so that the knees are bent 90°. The vertical distance is measured between the foot surface and the lowest point of the bottom of the thigh at the juncture with the calf behind the knee (popliteal fossa).

The subject sits erect on a flat surface



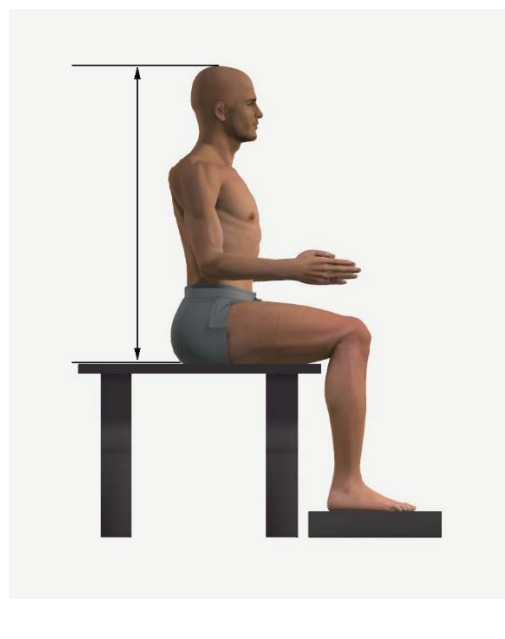
	Percentiles	MEN Quantile	WOMEN Quantile
Metric (mm)			
	1	380.6	358.2
	2	387.1	358.2
	3	393.3	358.3
	5	399.2	370.0
	10	407.9	374.1
	20	419.3	390.6
	25	423.3	391.7
	50	439.0	407.7
	75	454.4	421.2
	80	458.1	423.6
	90	470.8	439.2
	95	480.6	446.6
	97	487.3	447.1
	98	493.8	448.7
	99	503.0	466.2
English (in)			
	1	15.0	14.1
	2	15.2	14.1
	3	15.5	14.1
	5	15.7	14.6
	10	16.1	14.7
	20	16.5	15.4
	25	16.7	15.4
	50	17.3	16.1
	75	17.9	16.6
	80	18.0	16.7
	90	18.5	17.3
	95	18.9	17.6
	97	19.2	17.6
	98	19.4	17.7
	99	19.8	18.4

40. DIMENSION: Sitting height

	MEN		WOMEN	
Sample Size	863		88	
Weighted Size	863.0		88.0	
	Metric (mm)	English (in)	Metric (mm)	English (in)
Mean	924.3	36.4	874.0	34.4
SE Mean	1.2	0.0	3.3	0.1
STD	34.9	1.4	31.2	1.2

The vertical distance is measured between the sitting surface and the top of the head.

The subject sits erect on a flat surface looking straight ahead with the head in the Frankfort plane.



		MEN	WOMEN
	Percentiles	Quantile	Quantile
Metric (mm)			
	1	849.8	756.1
	2	854.1	818.1
	3	861.7	827.3
	5	866.1	832.1
	10	879.8	836.9
	20	896.7	850.6
	25	901.8	853.5
	50	923.3	875.2
	75	946.7	895.5
	80	951.8	897.7
	90	971.5	909.6
	95	986.5	923.3
	97	990.6	930.1
	98	994.6	939.5
	99	1004.8	944.5
English (in)			
	1	33.5	29.8
	2	33.6	32.2
	3	33.9	32.6
	5	34.1	32.8
	10	34.6	32.9
	20	35.3	33.5
	25	35.5	33.6
	50	36.4	34.5
	75	37.3	35.3
	80	37.5	35.3
	90	38.2	35.8
	95	38.8	36.4
	97	39.0	36.6
	98	39.2	37.0
	99	39.6	37.2


Measured in Gear (Standing)

1. DIMENSION: Boot breadth, standing

	MEN		WOMEN	
Sample Size	863		88	
Weighted Size	863.0		88.0	
	Metric (mm)	English (in)	Metric (mm)	English (in)
Mean	119.8	4.7	113.4	4.5
SE Mean	0.2	0.0	0.5	0.0
STD	4.8	0.2	4.8	0.2

The maximum horizontal distance across the right boot perpendicular to its long axis is measured between the left and right sides of the boot

The subject stands with the weight distributed equally on both feet in the turnout gear.



		MEN	WOMEN
	Percentiles	Quantile	Quantile
Metric (mm)			
	1	106.0	101.0
	2	109.0	102.0
	3	110.0	104.0
	5	111.4	105.0
	10	114.0	107.6
	20	116.0	110.0
	25	117.0	110.0
	50	120.0	113.6
	75	122.9	116.0
	80	123.7	117.0
	90	126.0	119.9
	95	127.4	120.8
	97	129.0	122.0
	98	129.0	123.0
	99	131.0	126.0
English (in)			
	1	4.2	4.0
	2	4.3	4.0
	3	4.3	4.1
	5	4.4	4.1
	10	4.5	4.2
	20	4.6	4.3
	25	4.6	4.3
	50	4.7	4.5
	75	4.8	4.6
	80	4.9	4.6
	90	5.0	4.7
	95	5.0	4.8
	97	5.1	4.8
	98	5.1	4.8
	99	5.2	5.0

2. DIMENSION: Boot length, standing

	MEN		WOMEN	
Sample Size	863		88	
Weighted Size	863.0		88.0	
	Metric (mm)	English (in)	Metric (mm)	English (in)
Mean	316.1	12.4	288.5	11.4
SE Mean	0.6	0.0	1.6	0.1
STD	16.6	0.7	14.6	0.6

The distance between the back-most point of the right heel of the boot and the most anterior part of the boot is measured parallel to the long axis of the foot.

The subject stands with the weight distributed equally on both feet in the turnout gear.



		MEN	WOMEN
	Percentiles	Quantile	Quantile
Metric (mm)			
	1	283.3	256.3
	2	285.0	261.0
	3	287.3	262.0
	5	290.5	262.0
	10	295.0	270.0
	20	302.0	276.4
	25	304.6	278.7
	50	315.0	288.0
	75	326.0	297.0
	80	329.5	300.0
	90	338.0	310.0
	95	345.0	315.0
	97	350.0	316.3
	98	353.0	318.0
	99	358.0	320.0
English (in)			
	1	11.2	10.1
	2	11.2	10.3
	3	11.3	10.3
	5	11.4	10.3
	10	11.6	10.6
	20	11.9	10.9
	25	12.0	11.0
	50	12.4	11.3
	75	12.8	11.7
	80	13.0	11.8
	90	13.3	12.2
	95	13.6	12.4
	97	13.8	12.5
	98	13.9	12.5
	99	14.1	12.6

3. DIMENSION: Chest depth, standing

	MEN		WOMEN	
Sample Size	863		88	
Weighted Size	863.0		88.0	
	Metric (mm)	English (in)	Metric (mm)	English (in)
Mean	363.4	14.3	344.6	13.6
SE Mean	1.2	0.0	3.8	0.1
STD	35.1	1.4	35.5	1.4

The horizontal depth of the chest is measured from the front to back at the level of the most protrusive point of the right bra pocket on women or of the right nipple on men

The subject stands erect looking straight ahead in the turnout gear.



		MEN	WOMEN
	Percentiles	Quantile	Quantile
Metric (mm)			
	1	286.0	266.0
	2	292.0	269.0
	3	296.0	280.0
	5	302.0	285.0
	10	317.0	300.0
	20	332.0	312.0
	25	340.0	320.0
	50	366.0	343.0
	75	386.0	369.0
	80	391.0	374.0
	90	408.0	393.0
	95	420.0	399.0
	97	428.0	417.0
	98	436.0	421.0
	99	449.0	424.0
English (in)			
	1	11.3	10.5
	2	11.5	10.6
	3	11.7	11.0
	5	11.9	11.2
	10	12.5	11.8
	20	13.1	12.3
	25	13.4	12.6
	50	14.4	13.5
	75	15.2	14.5
	80	15.4	14.7
	90	16.1	15.5
	95	16.5	15.7
	97	16.9	16.4
	98	17.2	16.6
	99	17.7	16.7

4. DIMENSION: Chest width standing

	MEN		WOMEN	
Sample Size	863		88	
Weighted Size	863.0		88.0	
	Metric (mm)	English (in)	Metric (mm)	English (in)
Mean	397.7	15.7	355.1	14.0
SE Mean	1.1	0.0	3.2	0.1
STD	32.4	1.3	29.7	1.2

The arms hang relaxed at the sides. The horizontal breadth of the chest is measured at the level of the nipples on men or the most protrusive point of a bra on women

The subject stands erect looking straight ahead in the turnout gear



		MEN	WOMEN
	Percentiles	Quantile	Quantile
Metric (mm)			
	1	332.0	302.0
	2	339.0	302.0
	3	346.0	305.0
	5	352.0	314.0
	10	358.0	316.0
	20	371.0	329.0
	25	376.0	335.0
	50	395.0	351.0
	75	415.0	372.0
	80	421.0	377.0
	90	439.0	395.0
	95	459.0	411.0
	97	470.0	420.0
	98	475.0	427.0
	99	487.0	430.0
English (in)			
	1	13.1	11.9
	2	13.3	11.9
	3	13.6	12.0
	5	13.9	12.4
	10	14.1	12.4
	20	14.6	13.0
	25	14.8	13.2
	50	15.6	13.8
	75	16.3	14.6
	80	16.6	14.8
	90	17.3	15.6
	95	18.1	16.2
	97	18.5	16.5
	98	18.7	16.8
	99	19.2	16.9

5. DIMENSION: Overhead reach, standing

	MEN		WOMEN	
Sample Size	858		88	
Weighted Size	858.1		88.0	
	Metric (mm)	English (in)	Metric (mm)	English (in)
Mean	2265.0	89.2	2117.2	83.4
SE Mean	3.5	0.1	10.5	0.4
STD	102.8	4.0	98.7	3.9

The vertical distance between a standing surface and the tip of the right middle finger is measured.

The subject stands erect in turnout gear with the right arm extended overhead to maximum height while left arm is relaxed to the side.



		MEN	WOMEN
	Percentiles	Quantile	Quantile
Metric (mm)			
	1	2042.0	1843.0
	2	2058.0	1910.0
	3	2075.0	1918.0
	5	2099.0	1950.0
	10	2135.0	1990.0
	20	2177.0	2040.0
	25	2198.0	2054.0
	50	2261.0	2123.0
	75	2332.0	2180.0
	80	2350.0	2200.0
	90	2400.0	2235.0
	95	2430.0	2271.0
	97	2457.0	2290.0
	98	2480.0	2295.0
	99	2530.0	2308.0
English (in)			
	1	80.4	72.6
	2	81.0	75.2
	3	81.7	75.5
	5	82.6	76.8
	10	84.1	78.3
	20	85.7	80.3
	25	86.5	80.9
	50	89.0	83.6
	75	91.8	85.8
	80	92.5	86.6
	90	94.5	88.0
	95	95.7	89.4
	97	96.7	90.2
	98	97.6	90.4
	99	99.6	90.9

6. DIMENSION: Waist depth, standing

	MEN		WOMEN	
Sample Size	863		88	
Weighted Size	863.0		88.0	
	Metric (mm)	English (in)	Metric (mm)	English (in)
Mean	381.2	15.0	349.3	13.8
SE Mean	1.4	0.1	4.3	0.2
STD	40.4	1.6	40.2	1.6

The feet are shoulder width apart with the weight distributed equally on both feet. The abdominal muscles are relaxed. The maximum horizontal distance is measured between the back and the front of the waist at the level of the greatest indentation.

The subject stands erect looking straight ahead in the turnout gear



		MEN	WOMEN
	Percentiles	Quantile	Quantile
Metric (mm)			
	1	299.0	271.0
	2	309.0	274.0
	3	314.0	285.0
	5	321.0	288.0
	10	331.0	306.0
	20	348.0	317.0
	25	355.0	322.0
	50	379.0	342.0
	75	403.0	378.0
	80	410.0	386.0
	90	432.0	397.0
	95	452.0	408.0
	97	476.0	466.0
	98	489.0	476.0
	99	495.0	476.0
English (in)			
	1	11.8	10.7
	2	12.2	10.8
	3	12.4	11.2
	5	12.6	11.3
	10	13.0	12.0
	20	13.7	12.5
	25	14.0	12.7
	50	14.9	13.5
	75	15.9	14.9
	80	16.1	15.2
	90	17.0	15.6
	95	17.8	16.1
	97	18.7	18.3
	98	19.3	18.7
	99	19.5	18.7

7. DIMENSION: Waist width, standing

	MEN		WOMEN	
Sample Size	862		88	
Weighted Size	861.9		88.0	
	Metric (mm)	English (in)	Metric (mm)	English (in)
Mean	457.7	18.0	420.6	16.6
SE Mean	1.2	0.0	4.7	0.2
STD	35.8	1.4	44.5	1.8

The arms hang relaxed at the sides, and the heels are together with the weight distributed equally on both feet. The breadth of the torso is measured in the region of the waist at the level of its greatest indentation

The subject stands erect looking straight ahead in the turnout gear



		MEN	WOMEN
	Percentiles	Quantile	Quantile
Metric (mm)			
	1	381.0	331.0
	2	389.0	336.0
	3	391.0	339.0
	5	400.0	351.0
	10	412.0	359.0
	20	428.0	383.0
	25	435.0	389.0
	50	457.0	421.0
	75	480.0	454.0
	80	486.0	456.0
	90	504.0	479.0
	95	522.0	494.0
	97	529.0	511.0
	98	537.0	511.0
	99	547.0	525.0
English (in)			
	1	15.0	13.0
	2	15.3	13.2
	3	15.4	13.3
	5	15.7	13.8
	10	16.2	14.1
	20	16.9	15.1
	25	17.1	15.3
	50	18.0	16.6
	75	18.9	17.9
	80	19.1	18.0
	90	19.8	18.9
	95	20.6	19.4
	97	20.8	20.1
	98	21.1	20.1
	99	21.5	20.7

8. DIMENSION: Weight in gear

	MEN		WOMEN	
Sample Size	863		194	
Weighted Size	863.0		194.0	
	Metric (mm)	English (in)	Metric (mm)	English (in)
Mean	104.8	231.0	82.6	182.2
SE Mean	0.5	1.1	1.4	3.1
STD	15.0	33.1	13.2	29.2

The subject wears turnout gear including tools in pockets and stands on a scale with the feet parallel and the weight distributed equally on both feet

The subject stands erect looking straight ahead in the turnout gear.



		MEN	WOMEN
	Percentiles	Quantile	Quantile
Metric (kg)			
	1	75.2	57.1
	2	77.6	65.2
	3	79.3	65.5
	5	82.5	66.5
	10	87.0	67.7
	20	91.4	71.1
	25	93.7	72.8
	50	103.4	80.4
	75	113.8	90.1
	80	116.5	93.1
	90	124.9	100.1
	95	133.2	107.0
	97	136.3	110.2
	98	139.0	111.7
	99	145.2	113.5
English (lbs)			
	1	165.7	125.9
	2	171.2	143.7
	3	174.8	144.3
	5	181.8	146.5
	10	191.8	149.3
	20	201.4	156.7
	25	206.6	160.5
	50	227.9	177.2
	75	250.9	198.6
	80	256.9	205.2
	90	275.4	220.7
	95	293.6	235.9
	97	300.4	242.9
	98	306.4	246.3
	99	320.1	250.3

Measured in Gear (Seated)

9. DIMENSION: Abdominal breadth, sitting

	MEN		WOMEN	
Sample Size	863		88	
Weighted Size	863.0		88.0	
	Metric (mm)	English (in)	Metric (mm)	English (in)
Mean	463.0	18.2	427.5	16.8
SE Mean	1.4	0.1	4.7	0.2
STD	41.6	1.6	43.6	1.7

The abdominal muscles are relaxed. The horizontal breadth of the torso is measured at the level of the most protrusive point of the gear at the abdomen

The subject sits erect on a flat surface in turnout gear looking straight ahead.



		MEN	WOMEN
	Percentiles	Quantile	Quantile
Metric (mm)			
	1	389.0	357.0
	2	394.0	357.0
	3	399.0	357.0
	5	406.0	364.0
	10	418.0	373.0
	20	430.0	392.0
	25	435.0	397.0
	50	456.0	426.0
	75	482.0	448.0
	80	494.0	457.0
	90	522.0	491.0
	95	540.0	515.0
	97	558.0	522.0
	98	570.0	542.0
	99	586.0	542.0
English (in)			
	1	15.3	14.1
	2	15.5	14.1
	3	15.7	14.1
	5	16.0	14.3
	10	16.5	14.7
	20	16.9	15.4
	25	17.1	15.6
	50	18.0	16.8
	75	19.0	17.6
	80	19.4	18.0
	90	20.6	19.3
	95	21.3	20.3
	97	22.0	20.6
	98	22.4	21.3
	99	23.1	21.3

10. DIMENSION: Abdominal depth, sitting

	MEN		WOMEN	
Sample Size	862		8	
Weighted Size	861.9		88.0	
	Metric (mm)	English (in)	Metric (mm)	English (in)
Mean	363.9	14.3	328.4	12.9
SE Mean	1.4	0.1	3.7	0.1
STD	40.4	1.6	34.6	1.4

The abdominal muscles are relaxed. The horizontal distance is measured between the back and the most protrusive point of the gear at the abdomen.

The subject sits erect on a flat surface in turnout gear looking straight ahead



		MEN	WOMEN
	Percentiles	Quantile	Quantile
Metric (mm)			
	1	288.0	274.0
	2	294.0	279.0
	3	297.0	282.0
	5	304.0	284.0
	10	316.0	290.0
	20	328.0	300.0
	25	335.0	304.0
	50	360.0	322.0
	75	389.0	352.0
	80	398.0	359.0
	90	418.0	374.0
	95	436.0	398.0
	97	454.0	402.0
	98	458.0	416.0
	99	473.0	433.0
English (in)			
	1	11.3	10.8
	2	11.6	11.0
	3	11.7	11.1
	5	12.0	11.2
	10	12.4	11.4
	20	12.9	11.8
	25	13.2	12.0
	50	14.2	12.7
	75	15.3	13.9
	80	15.7	14.1
	90	16.5	14.7
	95	17.2	15.7
	97	17.9	15.8
	98	18.0	16.4
	99	18.6	17.0

11. DIMENSION: Acromion–trochanter length, sitting

	MEN		WOMEN	
Sample Size	863		88	
Weighted Size	863.0		88.0	
	Metric (mm)	English (in)	Metric (mm)	English (in)
Mean	899.8	35.4	859.8	33.9
SE Mean	2.1	0.1	7.1	0.3
STD	62.3	2.5	66.2	2.6

The thighs are parallel, and the feet are in line with the thighs on a surface adjusted so that the knees are bent 90°. The contour distance from the right acromion to the left trochanter is measured across the gear.

The subject sits on a flat surface in turnout gear.



		MEN	WOMEN
	Percentiles	Quantile	Quantile
Metric (mm)			
	1	770.0	743.0
	2	785.0	744.0
	3	792.0	755.0
	5	806.0	767.0
	10	825.0	777.0
	20	850.0	809.0
	25	856.0	819.0
	50	894.0	850.0
	75	938.0	899.0
	80	950.0	909.0
	90	983.0	955.0
	95	1013.0	980.0
	97	1033.0	998.0
	98	1055.0	999.0
	99	1065.0	999.0
English (in)			
	1	30.3	29.3
	2	30.9	29.3
	3	31.2	29.7
	5	31.7	30.2
	10	32.5	30.6
	20	33.5	31.9
	25	33.7	32.2
	50	35.2	33.5
	75	36.9	35.4
	80	37.4	35.8
	90	38.7	37.6
	95	39.9	38.6
	97	40.7	39.3
	98	41.5	39.3
	99	41.9	39.3

12. DIMENSION: Bideltoid breadth/width, sitting

	MEN		WOMEN	
Sample Size	863		88	
Weighted Size	863.0		88.0	
	Metric (mm)	English (in)	Metric (mm)	English (in)
Mean	708.8	27.9	644.0	25.4
SE Mean	1.9	0.1	4.7	0.2
STD	54.4	2.1	43.8	1.7

The upper arms are hanging relaxed at the sides. The maximum horizontal distance of the turnout gear is measured between the outside of the upper arms at the level of the deltoid muscles and as low as the level of the elbows

The subject sits erect on a flat surface in turnout gear



		MEN	WOMEN
	Percentiles	Quantile	Quantile
Metric (mm)			
	1	587.0	550.0
	2	597.0	553.0
	3	601.0	553.0
	5	613.0	568.0
	10	633.0	588.0
	20	664.0	611.0
	25	674.0	618.0
	50	711.0	641.0
	75	746.0	675.0
	80	754.0	682.0
	90	777.0	706.0
	95	796.0	722.0
	97	809.0	728.0
	98	819.0	730.0
	99	832.0	736.0
English (in)			
	1	23.1	21.7
	2	23.5	21.8
	3	23.7	21.8
	5	24.1	22.4
	10	24.9	23.1
	20	26.1	24.1
	25	26.5	24.3
	50	28.0	25.2
	75	29.4	26.6
	80	29.7	26.9
	90	30.6	27.8
	95	31.3	28.4
	97	31.9	28.7
	98	32.2	28.7
	99	32.8	29.0

13. DIMENSION: Bitrochanter length, sitting

	MEN		WOMEN	
Sample Size	863		88	
Weighted Size	863.0		88.0	
	Metric (mm)	English (in)	Metric (mm)	English (in)
Mean	880.3	34.7	844.7	33.3
SE Mean	3.4	0.1	10.2	0.4
STD	100.1	3.9	95.4	3.8

The thighs are parallel, and the feet are in line with the thighs on a surface adjusted so that the knees are bent 90°. The maximum distance on the turnout gear from the right trochanter to the left trochanter is measured going above the legs.

The subject sits on a flat surface in turnout gear.



		MEN	WOMEN
	Percentiles	Quantile	Quantile
Metric (mm)			
	1	700.0	680.0
	2	712.0	680.0
	3	720.0	691.0
	5	740.0	715.0
	10	756.0	730.0
	20	788.0	760.0
	25	802.0	775.0
	50	870.0	832.0
	75	945.0	910.0
	80	962.0	925.0
	90	1013.0	976.0
	95	1062.0	1015.0
	97	1091.0	1055.0
	98	1112.0	1055.0
	99	1129.0	1118.0
English (in)			
	1	27.6	26.8
	2	28.0	26.8
	3	28.3	27.2
	5	29.1	28.1
	10	29.8	28.7
	20	31.0	29.9
	25	31.6	30.5
	50	34.3	32.8
	75	37.2	35.8
	80	37.9	36.4
	90	39.9	38.4
	95	41.8	40.0
	97	43.0	41.5
	98	43.8	41.5
	99	44.4	44.0

14. DIMENSION: Buttock–shoe tip length, sitting

	MEN		WOMEN	
Sample Size	863		88	
Weighted Size	863.0		88.0	
	Metric (mm)	English (in)	Metric (mm)	English (in)
Mean	727.5	28.6	700.0	27.6
SE Mean	2.4	0.1	7.3	0.3
STD	71.9	2.8	68.9	2.7

The thighs are parallel, and the feet are in line with the thighs on a surface adjusted so that the knees are bent 90°. The horizontal straight-line distance is measured between the back right buttock and the most anterior part of the boot.

The subject sits on a flat surface in turnout gear.



		MEN	WOMEN
	Percentiles	Quantile	Quantile
Metric (mm)			
	1	554.8	510.5
	2	571.3	526.0
	3	580.7	555.9
	5	596.4	566.1
	10	618.4	590.7
	20	655.0	660.3
	25	677.1	671.2
	50	745.5	714.0
	75	778.3	744.4
	80	787.1	750.9
	90	806.7	776.9
	95	824.4	786.4
	97	832.8	805.8
	98	848.5	846.0
	99	861.9	850.7
English (in)			
	1	21.8	20.1
	2	22.5	20.7
	3	22.9	21.9
	5	23.5	22.3
	10	24.3	23.3
	20	25.8	26.0
	25	26.7	26.4
	50	29.4	28.1
	75	30.6	29.3
	80	31.0	29.6
	90	31.8	30.6
	95	32.5	31.0
	97	32.8	31.7
	98	33.4	33.3
	99	33.9	33.5

15. DIMENSION: Elbow–wrist length, sitting

	MEN		WOMEN	
Sample Size	863		88	
Weighted Size	863.0		88.0	
	Metric (mm)	English (in)	Metric (mm)	English (in)
Mean	301.9	11.9	279.4	11.0
SE Mean	0.6	0.0	1.8	0.1
STD	16.7	0.7	16.6	0.7

The right upper arm is hanging relaxed at the side with the forearm and hand extended horizontally with the palms facing each other. The horizontal distance is measured between the back of the tip of the elbow and the wrist.

The subject sits erect looking straight ahead in turnout gear.




		MEN	WOMEN
	Percentiles	Quantile	Quantile
Metric (mm)			
	1	265.3	246.2
	2	269.5	249.7
	3	271.2	251.3
	5	275.4	251.8
	10	281.1	258.4
	20	287.1	266.3
	25	289.9	267.8
	50	302.0	279.0
	75	312.3	290.3
	80	315.6	292.9
	90	323.0	304.7
	95	329.6	308.8
	97	334.2	312.3
	98	336.8	312.6
	99	342.5	312.6
English (in)			
	1	10.4	9.7
	2	10.6	9.8
	3	10.7	9.9
	5	10.8	9.9
	10	11.1	10.2
	20	11.3	10.5
	25	11.4	10.5
	50	11.9	11.0
	75	12.3	11.4
	80	12.4	11.5
	90	12.7	12.0
	95	13.0	12.2
	97	13.2	12.3
	98	13.3	12.3
	99	13.5	12.3

16. DIMENSION: Eye height, sitting

	MEN		WOMEN	
Sample Size	863		88	
Weighted Size	863.0		88.0	
	Metric (mm)	English (in)	Metric (mm)	English (in)
Mean	811.8	32.0	767.4	30.2
SE Mean	1.2	0.0	3.4	0.1
STD	34.3	1.4	32.3	1.3

The vertical distance is measured between the sitting surface and a corner of the right eye

The subject sits erect in turnout gear on a flat surface looking straight ahead




		MEN	WOMEN
	Percentiles	Quantile	Quantile
Metric (mm)			
	1	733.8	624.6
	2	742.0	703.9
	3	749.0	708.8
	5	755.2	722.0
	10	767.2	735.3
	20	782.7	744.5
	25	789.2	747.6
	50	811.1	764.1
	75	834.9	787.8
	80	840.5	791.9
	90	856.5	807.4
	95	870.9	815.4
	97	877.1	829.0
	98	881.3	838.4
	99	894.0	840.9
English (in)			
	1	28.9	24.6
	2	29.2	27.7
	3	29.5	27.9
	5	29.7	28.4
	10	30.2	28.9
	20	30.8	29.3
	25	31.1	29.4
	50	31.9	30.1
	75	32.9	31.0
	80	33.1	31.2
	90	33.7	31.8
	95	34.3	32.1
	97	34.5	32.6
	98	34.7	33.0
	99	35.2	33.1

17. DIMENSION: Grip strength, sitting

	MEN		WOMEN	
Sample Size	852		189	
Weighted Size	851.8		188.9	
	Metric (mm)	English (in)	Metric (mm)	English (in)
Mean	34.1	75.3	20.8	45.9
SE Mean	0.3	0.6	0.6	1.4
STD	7.5	16.4	5.7	12.7

The subject squeezes the dynamometer (a force measuring instrument) with their predominant hand using his/her maximum force while wearing an extrication glove.



		MEN	WOMEN
	Percentiles	Quantile	Quantile
Metric (kg)			
	1	17.0	6.0
	2	19.0	11.0
	3	20.5	11.0
	5	22.0	11.0
	10	24.5	13.5
	20	27.5	16.0
	25	29.0	17.0
	50	34.5	21.0
	75	39.0	24.0
	80	40.0	25.0
	90	43.5	28.0
	95	46.5	30.5
	97	48.5	34.0
	98	49.0	34.0
	99	51.5	37.0
English (lbs)			
	1	37.5	13.2
	2	41.9	24.3
	3	45.2	24.3
	5	48.5	24.3
	10	54.0	29.8
	20	60.6	35.3
	25	63.9	37.5
	50	76.1	46.3
	75	86.0	52.9
	80	88.2	55.1
	90	95.9	61.7
	95	102.5	67.2
	97	106.9	75.0
	98	108.0	75.0
	99	113.5	81.6

18. DIMENSION: Hip breadth, sitting

	MEN		WOMEN	
Sample Size	863		88	
Weighted Size	863.0		88.0	
	Metric (mm)	English (in)	Metric (mm)	English (in)
Mean	596.8	23.5	577.1	22.7
SE Mean	1.7	0.1	4.9	0.2
STD	50.1	2.0	45.9	1.8

The maximum horizontal breadth of the turnout gear across the hips is measured.

The subject sits erect on a flat surface in turnout gear.



		MEN	WOMEN
	Percentiles	Quantile	Quantile
Metric (mm)			
	1	468.0	497.0
	2	493.0	500.0
	3	503.0	505.0
	5	515.0	513.0
	10	534.0	518.0
	20	554.0	536.0
	25	562.0	540.0
	50	599.0	574.0
	75	632.0	606.0
	80	640.0	609.0
	90	659.0	634.0
	95	678.0	658.0
	97	689.0	672.0
	98	699.0	695.0
	99	710.0	732.0
English (in)			
	1	18.4	19.6
	2	19.4	19.7
	3	19.8	19.9
	5	20.3	20.2
	10	21.0	20.4
	20	21.8	21.1
	25	22.1	21.3
	50	23.6	22.6
	75	24.9	23.9
	80	25.2	24.0
	90	25.9	25.0
	95	26.7	25.9
	97	27.1	26.5
	98	27.5	27.4
	99	28.0	28.8

19. DIMENSION: Shoulder–elbow length, sitting

	MEN		WOMEN	
Sample Size	863		88	
Weighted Size	863.0		88.0	
	Metric (mm)	English (in)	Metric (mm)	English (in)
Mean	381.4	15.0	360.8	14.2
SE Mean	0.7	0.0	2.5	0.1
STD	20.6	0.8	23.4	0.9

The vertical distance is measured between the tip of the right shoulder and the underside of the bent elbow.

The subject sits erect looking straight ahead in turnout gear, the upper arms hang relaxed at the sides with the forearms and hands extended forward horizontally and the palms facing each other.



	Percentiles	MEN Quantile	WOMEN Quantile
Metric (mm)			
	1	328.7	317.9
	2	338.1	317.9
	3	341.5	320.4
	5	345.7	324.1
	10	355.7	329.9
	20	364.8	340.1
	25	367.9	342.5
	50	380.7	361.1
	75	395.9	379.2
	80	398.7	380.2
	90	408.8	394.0
	95	416.1	400.9
	97	418.9	401.8
	98	420.3	402.2
	99	425.6	406.0
English (in)			
	1	12.9	12.5
	2	13.3	12.5
	3	13.4	12.6
	5	13.6	12.8
	10	14.0	13.0
	20	14.4	13.4
	25	14.5	13.5
	50	15.0	14.2
	75	15.6	14.9
	80	15.7	15.0
	90	16.1	15.5
	95	16.4	15.8
	97	16.5	15.8
	98	16.5	15.8
	99	16.8	16.0

20. DIMENSION: Shoulder-grip length, sitting

	MEN		WOMEN	
Sample Size	861		88	
Weighted Size	861.2		88.0	
	Metric (mm)	English (in)	Metric (mm)	English (in)
Mean	612.3	24.1	585.5	23.0
SE Mean	1.1	0.0	4.3	0.2
STD	33.0	1.3	40.8	1.6

The buttocks and the shoulder blades touch a back rest. The right arm is extended forward horizontally. The dowel rod is held vertically. The horizontal distance is measured between the (back) wall and the top, middle point of the dowel rod.

The subject sits erect looking straight ahead in turnout gear



		MEN	WOMEN
	Percentiles	Quantile	Quantile
Metric (mm)			
	1	538.5	497.8
	2	545.8	506.0
	3	551.5	506.0
	5	558.4	522.0
	10	570.2	540.0
	20	584.0	551.4
	25	590.4	559.3
	50	612.3	586.2
	75	633.1	609.6
	80	639.0	618.2
	90	655.0	646.7
	95	668.4	655.3
	97	678.0	658.4
	98	683.9	664.7
	99	694.8	675.9
English (in)			
	1	21.2	19.6
	2	21.5	19.9
	3	21.7	19.9
	5	22.0	20.6
	10	22.4	21.3
	20	23.0	21.7
	25	23.2	22.0
	50	24.1	23.1
	75	24.9	24.0
	80	25.2	24.3
	90	25.8	25.5
	95	26.3	25.8
	97	26.7	25.9
	98	26.9	26.2
	99	27.4	26.6

21. DIMENSION: Thigh clearance, sitting

	MEN		WOMEN	
Sample Size	861		88	
Weighted Size	860.8		88.0	
	Metric (mm)	English (in)	Metric (mm)	English (in)
Mean	197.6	7.8	190.2	7.5
SE Mean	0.7	0.0	1.8	0.1
STD	20.3	0.8	17.3	0.7

The vertical distance is measured between the sitting surface and the topmost point of the thigh.

The subject sits on a flat surface in turnout gear. The thighs are parallel, and the feet are in line with the thighs on a surface adjusted so that the knees are bent 90°.



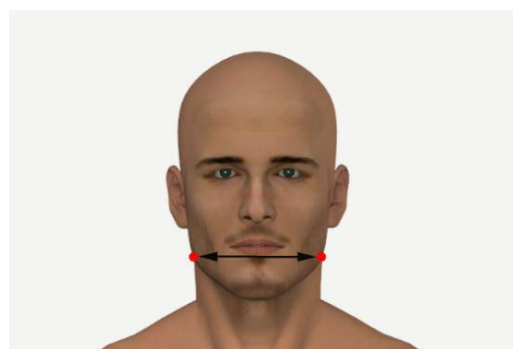
		MEN	WOMEN
	Percentiles	Quantile	Quantile
Metric (mm)			
	1	151.8	152.9
	2	157.2	153.4
	3	160.9	154.2
	5	165.6	156.5
	10	172.6	168.6
	20	179.6	174.0
	25	183.1	179.2
	50	197.4	192.1
	75	210.2	202.6
	80	213.7	203.8
	90	224.4	211.9
	95	233.0	214.3
	97	238.0	219.4
	98	240.9	222.8
	99	243.5	237.9
English (in)			
	1	6.0	6.0
	2	6.2	6.0
	3	6.3	6.1
	5	6.5	6.2
	10	6.8	6.6
	20	7.1	6.9
	25	7.2	7.1
	50	7.8	7.6
	75	8.3	8.0
	80	8.4	8.0
	90	8.8	8.3
	95	9.2	8.4
	97	9.4	8.6
	98	9.5	8.8
	99	9.6	9.4

Extracted Head–Face and Hand Dimensions

1. DIMENSION: Bigonion breadth

	MEN		WOMEN	
Sample Size	863		87	
Weighted Size	863.0		86.9	
	Metric (mm)	English (in)	Metric (mm)	English (in)
Mean	127.2	5.0	108.4	4.3
SE Mean	0.4	0.0	0.9	0.0
STD	11.4	0.4	8.0	0.3

The straight-line distance between the right and left gonion landmarks on the corners of the jaw is measured calculating point to point distance using 3D visualization software.



	Percentiles	MEN Quantile	WOMEN Quantile
Metric (mm)			
	1	106.6	94.1
	2	107.7	95.3
	3	108.8	96.0
	5	110.6	98.1
	10	113.7	100.0
	20	117.4	101.9
	25	119.1	103.6
	50	125.7	107.2
	75	134.2	111.7
	80	136.4	113.6
	90	143.4	119.8
	95	148.7	125.4
	97	150.9	127.0
	98	153.8	128.8
	99	158.3	129.4
English (in)			
	1	4.2	3.7
	2	4.2	3.8
	3	4.3	3.8
	5	4.4	3.9
	10	4.5	3.9
	20	4.6	4.0
	25	4.7	4.1
	50	4.9	4.2
	75	5.3	4.4
	80	5.4	4.5
	90	5.6	4.7
	95	5.9	4.9
	97	5.9	5.0
	98	6.1	5.1
	99	6.2	5.1

2. DIMENSION: Biinfraorbitale breadth

	MEN		WOMEN	
Sample Size	861		88	
Weighted Size	860.9		88.0	
	Metric (mm)	English (in)	Metric (mm)	English (in)
Mean	106.5	4.2	99.6	3.9
SE Mean	0.3	0.0	0.9	0.0
STD	9.0	0.4	8.8	0.3

The straightline distance between the right and left infraorbitale landmarks on the bottom edge of the bony eye sockets under the eyes is measured calculating the point to point distance using 3D visualization software.

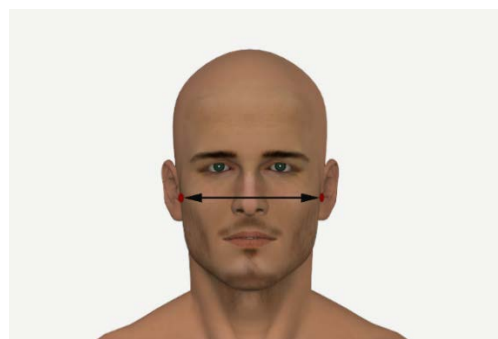


		MEN	WOMEN
	Percentiles	Quantile	Quantile
Metric (mm)			
	1	84.0	77.6
	2	87.2	80.2
	3	89.3	80.8
	5	91.2	82.7
	10	94.6	90.6
	20	99.2	92.9
	25	100.7	93.8
	50	106.6	98.7
	75	112.3	104.8
	80	113.9	105.9
	90	118.0	113.1
	95	121.0	115.8
	97	122.7	117.6
	98	124.3	118.4
	99	127.5	118.4
English (in)			
	1	3.3	3.1
	2	3.4	3.2
	3	3.5	3.2
	5	3.6	3.3
	10	3.7	3.6
	20	3.9	3.7
	25	4.0	3.7
	50	4.2	3.9
	75	4.4	4.1
	80	4.5	4.2
	90	4.6	4.5
	95	4.8	4.6
	97	4.8	4.6
	98	4.9	4.7
	99	5.0	4.7

3. DIMENSION: Face breadth

	MEN		WOMEN	
Sample Size	863		88	
Weighted Size	863.0		88.0	
	Metric (mm)	English (in)	Metric (mm)	English (in)
Mean	149.6	5.9	138.0	5.4
SE Mean	0.2	0.0	0.6	0.0
STD	6.4	0.3	5.2	0.2

The straight-line distance between the right and left tragion landmarks on the cartilaginous flaps in front of the each ear hole is measured calculating point to point distance using 3D visualization software.

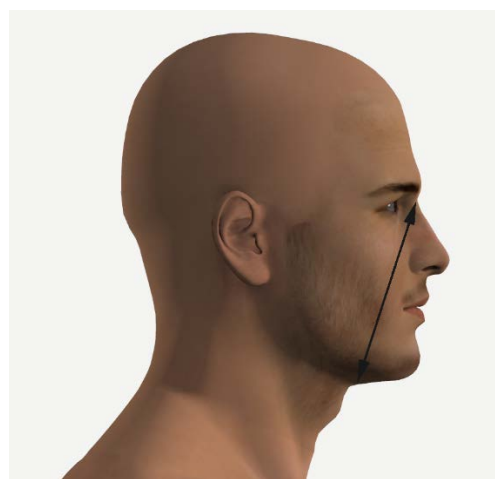


		MEN	WOMEN
	Percentiles	Quantile	Quantile
Metric (mm)			
	1	135.8	126.4
	2	137.6	127.1
	3	138.4	127.7
	5	139.3	129.3
	10	141.3	131.6
	20	144.1	133.5
	25	145.0	134.3
	50	149.5	137.2
	75	154.2	142.3
	80	155.2	143.0
	90	158.1	145.8
	95	160.5	147.0
	97	162.4	147.0
	98	163.7	148.0
	99	165.3	148.7
English (in)			
	1	5.3	5.0
	2	5.4	5.0
	3	5.4	5.0
	5	5.5	5.1
	10	5.6	5.2
	20	5.7	5.3
	25	5.7	5.3
	50	5.9	5.4
	75	6.1	5.6
	80	6.1	5.6
	90	6.2	5.7
	95	6.3	5.8
	97	6.4	5.8
	98	6.4	5.8
	99	6.5	5.9

4. DIMENSION: Face length

	MEN		WOMEN	
Sample Size	863		88	
Weighted Size	863.0		88.0	
	Metric (mm)	English (in)	Metric (mm)	English (in)
Mean	123.8	4.9	114.6	4.5
SE Mean	0.2	0.0	0.6	0.0
STD	7.0	0.3	5.8	0.2

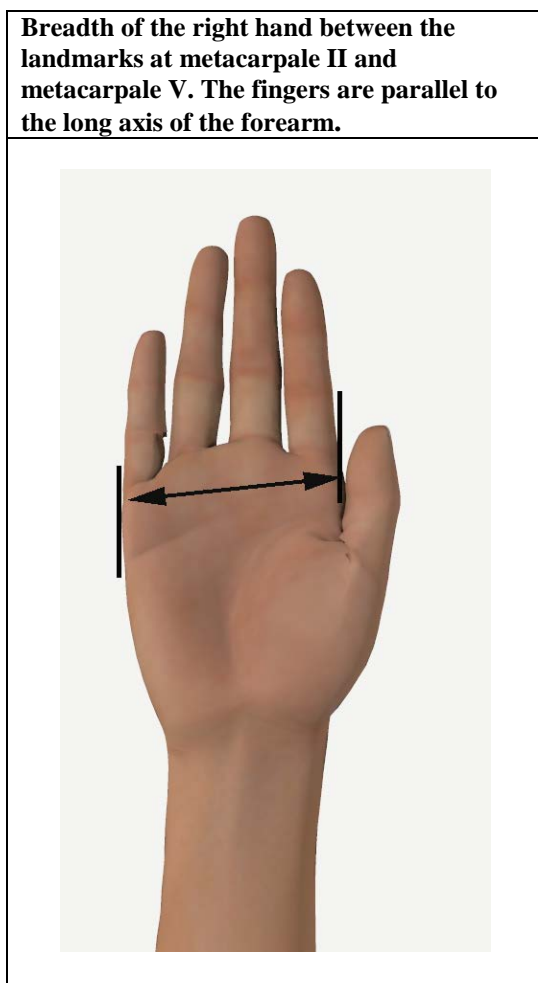
The straight-line distance between the menton landmark at the bottom of the chin and the sellion landmark on the deepest point of the root of the nose measured as a point to point distance in 3D visualization software.



		MEN	WOMEN
	Percentiles	Quantile	Quantile
Metric (mm)			
	1	109.7	102.0
	2	110.9	102.0
	3	111.8	103.2
	5	112.7	104.8
	10	115.0	106.5
	20	117.5	109.6
	25	118.7	110.5
	50	123.6	114.9
	75	128.6	118.5
	80	129.9	119.6
	90	133.3	122.8
	95	135.6	124.3
	97	137.9	125.2
	98	138.5	126.1
	99	139.9	126.1
English (in)			
	1	4.3	4.0
	2	4.4	4.0
	3	4.4	4.1
	5	4.4	4.1
	10	4.5	4.2
	20	4.6	4.3
	25	4.7	4.3
	50	4.9	4.5
	75	5.1	4.7
	80	5.1	4.7
	90	5.2	4.8
	95	5.3	4.9
	97	5.4	4.9
	98	5.5	5.0
	99	5.5	5.0

5. DIMENSION: Hand breadth

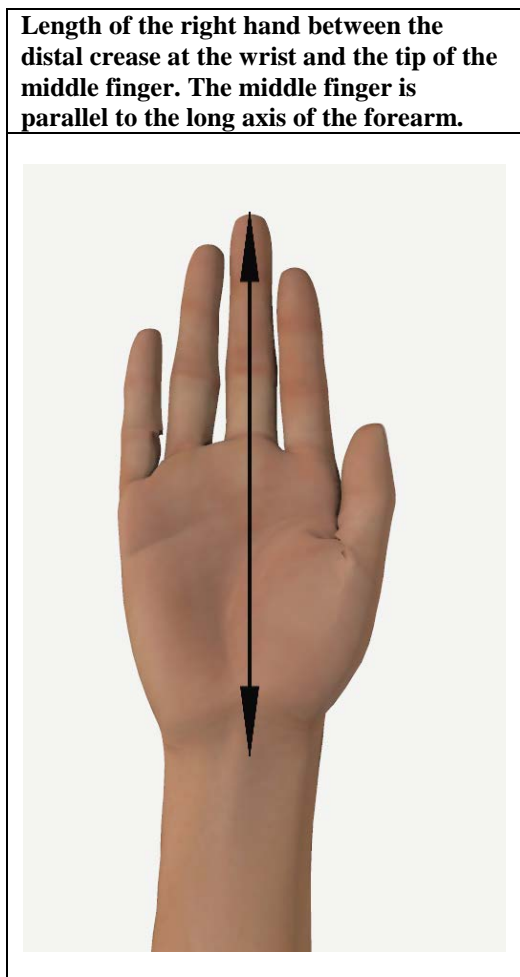
	MEN		WOMEN	
Sample Size	858		88	
Weighted Size	858.0		88.0	
	Metric (mm)	English (in)	Metric (mm)	English (in)
Mean	97.3	3.8	87.5	3.4
SE Mean	0.2	0.0	0.4	0.0
STD	4.5	0.2	4.2	0.2



		MEN	WOMEN
	Percentiles	Quantile	Quantile
Metric (mm)			
	1	87.0	80.0
	2	88.0	80.0
	3	89.0	81.0
	5	90.0	81.0
	10	91.0	83.0
	20	93.0	84.0
	25	94.0	84.0
	50	97.0	87.0
	75	100.0	91.0
	80	101.0	91.0
	90	103.0	93.0
	95	105.0	94.0
	97	105.0	95.0
	98	106.0	98.0
	99	108.0	99.0
English (in)			
	1	3.4	3.1
	2	3.5	3.1
	3	3.5	3.2
	5	3.5	3.2
	10	3.6	3.3
	20	3.7	3.3
	25	3.7	3.3
	50	3.8	3.4
	75	3.9	3.6
	80	4.0	3.6
	90	4.1	3.7
	95	4.1	3.7
	97	4.1	3.7
	98	4.2	3.9
	99	4.3	3.9

6. DIMENSION: Hand length

	MEN		WOMEN	
Sample Size	857		88	
Weighted Size	857.0		88.0	
	Metric (mm)	English (in)	Metric (mm)	English (in)
Mean	197.5	7.8	182.7	7.2
SE Mean	0.3	0.0	0.9	0.0
STD	9.2	0.4	8.5	0.3

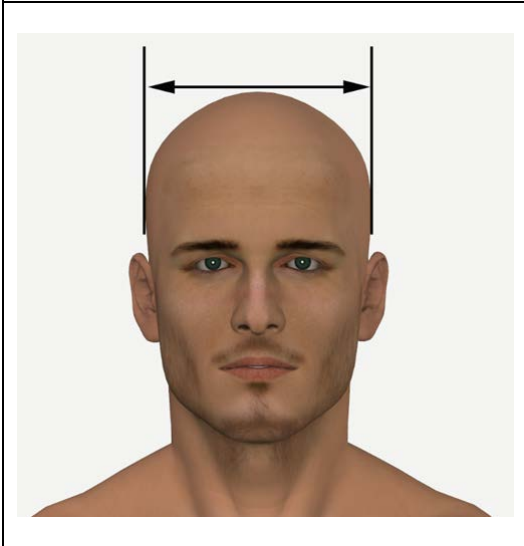


		MEN	WOMEN
	Percentiles	Quantile	Quantile
Metric (mm)			
	1	177.0	165.0
	2	180.0	165.0
	3	180.0	167.0
	5	183.0	169.0
	10	186.0	174.0
	20	190.0	176.0
	25	191.0	178.0
	50	197.0	182.0
	75	203.0	188.0
	80	205.0	190.0
	90	210.0	192.0
	95	213.0	197.0
	97	216.0	204.0
	98	217.0	206.0
	99	221.0	207.0
English (in)			
	1	7.0	6.5
	2	7.1	6.5
	3	7.1	6.6
	5	7.2	6.7
	10	7.3	6.9
	20	7.5	6.9
	25	7.5	7.0
	50	7.8	7.2
	75	8.0	7.4
	80	8.1	7.5
	90	8.3	7.6
	95	8.4	7.8
	97	8.5	8.0
	98	8.5	8.1
	99	8.7	8.1

7. DIMENSION: Head breadth

	MEN		WOMEN	
Sample Size	862		88	
Weighted Size	862.0		88.0	
	Metric (mm)	English (in)	Metric (mm)	English (in)
Mean	161.2	6.3	158.7	6.2
SE Mean	0.2	0.0	0.6	0.0
STD	6.5	0.3	6.0	0.2

The maximum horizontal breadth of the head above the attachment of the ears is measured using the virtual calipers in 3D visualization software.

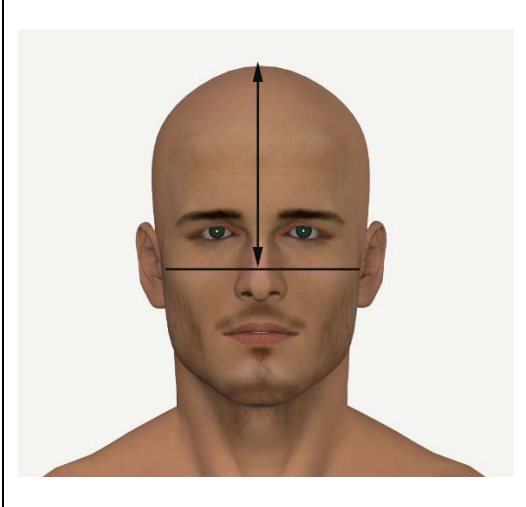


		MEN	WOMEN
	Percentiles	Quantile	Quantile
Metric (mm)			
	1	147.9	146.5
	2	148.9	146.6
	3	150.3	148.6
	5	151.4	149.4
	10	153.4	151.6
	20	155.5	154.0
	25	156.3	154.5
	50	161.0	158.2
	75	165.5	162.7
	80	166.6	163.5
	90	169.8	166.1
	95	171.8	169.3
	97	173.1	170.8
	98	174.7	171.3
	99	179.4	177.3
English (in)			
	1	5.8	5.8
	2	5.9	5.8
	3	5.9	5.8
	5	6.0	5.9
	10	6.0	6.0
	20	6.1	6.1
	25	6.2	6.1
	50	6.3	6.2
	75	6.5	6.4
	80	6.6	6.4
	90	6.7	6.5
	95	6.8	6.7
	97	6.8	6.7
	98	6.9	6.7
	99	7.1	7.0

8. DIMENSION: Midtragon to head top length

	MEN		WOMEN	
Sample Size	860		88	
Weighted Size	859.8		88.0	
	Metric (mm)	English (in)	Metric (mm)	English (in)
Mean	144.6	5.7	140.8	5.5
SE Mean	0.3	0.0	0.8	0.0
STD	7.7	0.3	7.6	0.3

The vertical distance between midtragon, as calculated from right and left tragon, to the top of head.

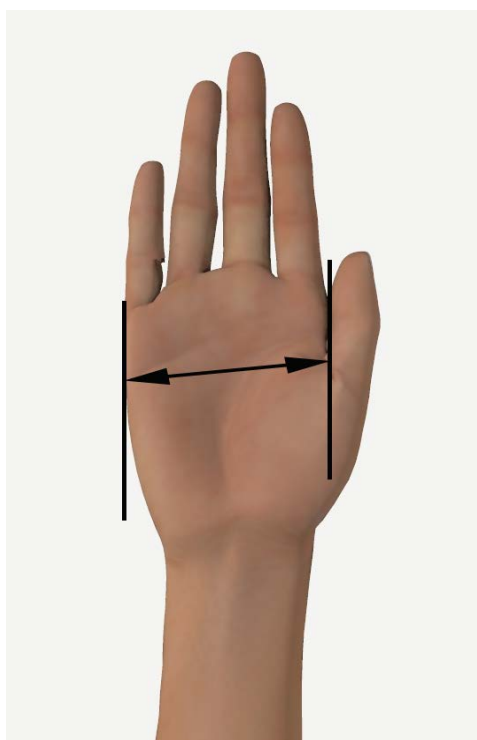


		MEN	WOMEN
	Percentiles	Quantile	Quantile
Metric (kg)			
	1	125.3	125.2
	2	127.1	126.9
	3	129.8	127.4
	5	132.2	129.2
	10	134.8	130.2
	20	138.2	134.0
	25	139.7	136.3
	50	144.7	140.1
	75	149.5	145.7
	80	150.9	146.8
	90	154.6	151.2
	95	157.8	154.2
	97	158.6	157.9
	98	160.1	158.6
	99	162.8	158.6
English (lbs)			
	1	4.9	4.9
	2	5.0	5.0
	3	5.1	5.0
	5	5.2	5.1
	10	5.3	5.1
	20	5.4	5.3
	25	5.5	5.4
	50	5.7	5.5
	75	5.9	5.7
	80	5.9	5.8
	90	6.1	6.0
	95	6.2	6.1
	97	6.2	6.2
	98	6.3	6.2
	99	6.4	6.2

9. DIMENSION: Palm breadth

	MEN		WOMEN	
Sample Size	858		88	
Weighted Size	858.0		88.0	
	Metric (mm)	English (in)	Metric (mm)	English (in)
Mean	96.0	3.8	85.4	3.4
SE Mean	0.2	0.0	0.4	0.0
STD	4.5	0.2	4.2	0.2

The palm breadth is the distance between the point to the left of the distal transverse crease and the point to the right of the proximal transverse crease.

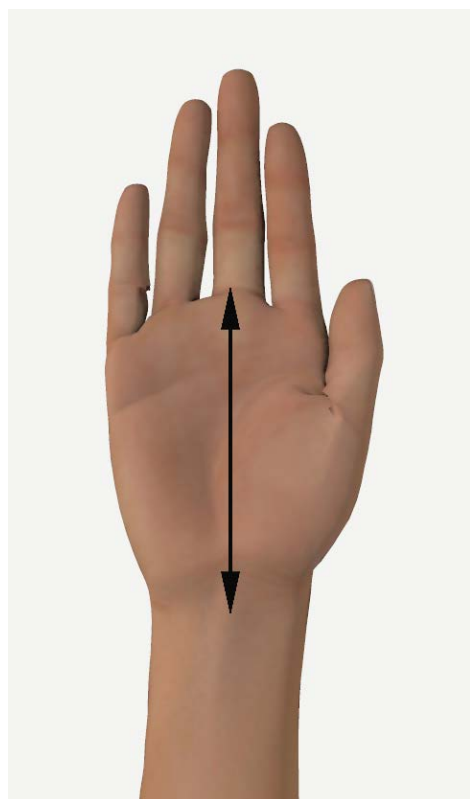


	Percentiles	MEN Quantile	WOMEN Quantile
Metric (mm)			
	1	85.0	78.0
	2	86.0	78.0
	3	87.0	79.0
	5	88.0	79.0
	10	90.0	80.0
	20	92.0	82.0
	25	93.0	82.0
	50	96.0	85.0
	75	99.0	88.0
	80	100.0	88.0
	90	102.0	91.0
	95	103.0	92.0
	97	104.0	93.0
	98	105.0	97.0
	99	106.0	97.0
English (in)			
	1	3.3	3.1
	2	3.4	3.1
	3	3.4	3.1
	5	3.5	3.1
	10	3.5	3.1
	20	3.6	3.2
	25	3.7	3.2
	50	3.8	3.3
	75	3.9	3.5
	80	3.9	3.5
	90	4.0	3.6
	95	4.1	3.6
	97	4.1	3.7
	98	4.1	3.8
	99	4.2	3.8

10. DIMENSION: Palm length

	MEN		WOMEN	
Sample Size	858		88	
Weighted Size	858.0		88.0	
	Metric (mm)	English (in)	Metric (mm)	English (in)
Mean	113.7	4.5	104.1	4.1
SE Mean	0.2	0.0	0.6	0.0
STD	5.7	0.2	5.5	0.2

The length of the palm is measured between the base of the middle finger and the distal crease at the wrist.



		MEN	WOMEN
	Percentiles	Quantile	Quantile
Metric (mm)			
	1	101.0	92.0
	2	103.0	92.0
	3	104.0	92.0
	5	105.0	94.0
	10	106.0	98.0
	20	109.0	100.0
	25	110.0	100.0
	50	113.0	104.0
	75	118.0	107.0
	80	118.0	108.0
	90	121.0	111.0
	95	123.0	114.0
	97	125.0	117.0
	98	126.0	117.0
	99	128.0	117.0
English (in)			
	1	4.0	3.6
	2	4.1	3.6
	3	4.1	3.6
	5	4.1	3.7
	10	4.2	3.9
	20	4.3	3.9
	25	4.3	3.9
	50	4.4	4.1
	75	4.6	4.2
	80	4.6	4.3
	90	4.8	4.4
	95	4.8	4.5
	97	4.9	4.6
	98	5.0	4.6
	99	5.0	4.6