

HAI Pathogens & Antimicrobial Resistance Report, 2018-2021







Navigating the Webpage and Report

NHSN's 2018-2021 HAI Pathogens & Antimicrobial Resistance Report is now available to view and download directly from the NHSN website. The [new webpage](#) houses the latest iteration of this surveillance report and presents the narrative, data tables, additional resources, and supplemental files in a user-friendly format. This new format allows for expedited release of and increased accessibility to NHSN data. Previous iterations of this report are available [here](#) in manuscript format.

This document can be used as a guide to navigate the new webpage, and it provides instructions to access the associated files and secondary pages for the 2018-2021 report.

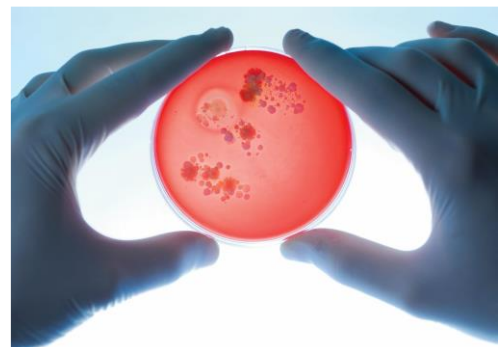
Home Page

The home page includes six buttons that link to different portions of the online report. These pages include:

 Narrative and Commentary	 Technical Resources Abbreviations & Glossary
 Data Tables - Adult HAIs	 Data Tables - Pediatric HAIs
 2018-2021 Supplemental Files ■ [ZIP - 139 KB]	 Download Entire Report & Files ■ [ZIP - 2 MB]

[Narrative & Commentary](#) opens a secondary webpage that includes much of the content of the PDF version of the report in a user-friendly format that allows users to easily navigate to various sections of the narrative:

- [Executive Summary](#)
- [Considerations for COVID-19, CDC's AR Threats Report, and CDC's AR & PSP](#)
- [Background](#)
- [Methods](#)
- Results: [Adults](#) & [Pediatrics](#)
- [Discussion & Conclusion](#)
- [References](#)
- [Acknowledgements](#)
- [Recommended Citation](#)



Centers for Disease Control
and Prevention
National Center for Emerging and
Zoonotic Infectious Diseases

[Technical Resources](#) opens a secondary webpage that includes helpful information for understanding the contents of the report. This page includes a glossary of important terms, a list of acronyms, and phenotype definitions.

[Data Tables- Adult HAIs](#) and **[Data Tables- Pediatric HAIs](#)** open secondary webpages with lists of available data tables. Data tables are available that summarize facility characteristics, pathogen distributions, and antimicrobial resistance in HAIs. See below for additional information.

[Supplemental Files](#) prompts a download of two Excel workbooks containing pathogen distributions for all HAIs from 2018-2021, stratified by year and patient age group.

[Download Entire Report & Files](#) prompts a download of the full 2018-2021 report presented in a manuscript-style format. This button provides a zip file containing:

- 3 PDFs:
 - Written report
 - Adult data tables
 - Pediatric data tables
- 2 Excel workbooks:
 - Supplemental data: Adult pathogen distributions
 - Supplemental data: Pediatric pathogen distributions

Data Tables

Data tables are separated by patient age group. A full list of data tables is available for the adult and pediatric results on each of their associated pages.

Facility Characteristics	
Table 1. Facilities Reporting at Least 1 HAI Pathogen to NHSN, Adults, 2018 - 2021	
Pathogen Distributions	Facility Characteristics
Table 2. Frequency of Pathogens and HAI Events Reported to NHSN, by HAI Type, Adults, 2018-2021	Table P1. Facilities Reporting at Least 1 HAI Pathogen to NHSN, Pediatrics, 2018 - 2021
Table 3. The Top 15 HAI Pathogens Reported to NHSN, by HAI Type, Adults, 2018-2021	Pathogen Distributions
Table 4. The Top 15 CLABSI Pathogens Reported to NHSN, by Location Type, Adults, 2018-2021	Table P2. Frequency of Pathogens and HAI Events Reported to NHSN, by HAI Type, Pediatrics, 2018-2021
Table 5. The Top 15 CAUTI Pathogens Reported to NHSN, by Location Type, Adults, 2018-2021	Table P3: The Top 15 HAI Pathogens Reported to NHSN, Pediatrics, 2018 - 2021
Table 6. The Top 15 PVAP Pathogens Reported to NHSN, by Location Type, Adults, 2018-2021	Table P4. The Top 15 CLABSI Pathogens Reported to NHSN, by Location Type, Pediatrics, 2018-2021
Table 7. Frequency of SSI Pathogens, by Surgical Category and SSI Type, Adults, 2018-2021	Table P5. The Top 15 CAUTI Pathogens Reported to NHSN, Pediatrics, 2018-2021
Table 8. The Top 15 SSI Pathogens Reported to NHSN Following Surgery Types with High Pathogen Volume, Adults, 2018-2021	Table P6. Frequency of SSI Pathogens, by Surgical Category and SSI Type, Pediatrics, 2018-2021
Table 9. The Top 15 SSI Pathogens Reported to NHSN Following Surgery Types with High Pathogen Volume, Pediatrics, 2018-2021	Table P7. The Top 15 SSI Pathogens Reported to NHSN Following Surgery Types with High Pathogen Volume, Pediatrics, 2018-2021
Table 10. The Top 15 SSI Pathogens Reported to NHSN Following Surgery Types with High Pathogen Volume, Pediatrics, 2018-2021	Antimicrobial Resistance
Antimicrobial Resistance	Table P8. Percent of CLABSI Pathogens That Were Resistant to Selected Antimicrobials and Classified as "Urgent" or "Serious" Antimicrobial Resistant Threats, by Location Type, Pediatrics, 2018-2021



Centers for Disease Control and Prevention
National Center for Emerging and Zoonotic Infectious Diseases

Clicking on a table title from this list will open the corresponding table in a new browser tab. To aid in viewing the results, hover your mouse on any row within the table to see that row shaded in grey. Important footnotes are located directly beneath each table.

Table 4. The Top 15 CLABSI Pathogens Reported to NHSN, by Location Type, Adults, 2018- 2021

Pathogen	Acute Care Hospitals (n=2,988 hospitals)									LTACHs ³ (n=420 hospitals)		
	Hospital ICUs			Hospital Wards ¹			Hospital Oncology Units ²			# Pathogens	% Pathogens	Rank
	# Pathogens	% Pathogens	Rank	# Pathogens	% Pathogens	Rank	# Pathogens	% Pathogens	Rank	# Pathogens	% Pathogens	Rank
Coagulase-negative staphylococci	7,553	17.0	1	4,181	10.9	2	2,380	10.6	2	886	10.7	3
<i>Enterococcus faecalis</i> ⁴	5,539	12.5	2	3,344	8.7	4	970	4.3	8	1,088	13.2	1
<i>Candida albicans</i> ⁴	5,363	12.1	3	2,574	6.7	6	260	1.2	16	451	5.5	7
Other <i>Candida</i> spp. ⁴	3,813	8.6	4	2,287	5.9	7	631	2.8	10	818	9.9	5
<i>Staphylococcus aureus</i>	3,288	7.4	5	5,914	15.4	1	1,307	5.8	6	910	11.0	2
<i>Enterococcus faecium</i> ⁴	3,200	7.2	6	1,884	4.9	8	1,974	8.8	4	487	5.9	6
<i>Candida glabrata</i> ⁴	3,126	7.0	7	1,677	4.4	9	328	1.5	14	343	4.2	9
Select <i>Klebsiella</i> spp.	2,074	4.7	8	3,519	9.1	3	1,824	8.2	5	874	10.6	4
<i>Escherichia coli</i>	1,323	3.0	9	2,601	6.8	5	3,923	17.5	1	335	4.1	10
<i>Pseudomonas aeruginosa</i>	1,316	3.0	10	1,644	4.3	10	1,011	4.5	7	414	5.0	8
<i>Enterobacter</i> spp.	1,037	2.3	11	1,374	3.6	11	741	3.3	9	277	3.4	11
<i>Serratia</i> spp.	834	1.9	12	765	2.0	12	149	0.7	21	191	2.3	13
Other <i>Enterococcus</i> spp. ⁴	735	1.7	13	496	1.3	14	426	1.9	11	91	1.1	16
Yeast, not specified	516	1.2	14	283	0.7	19	10	<0.1	79	138	1.7	15
<i>Acinetobacter</i> spp.	448	1.0	15	473	1.2	16	63	0.3	31	158	1.9	14
Other pathogen	4,321	9.7		5,483	14.2		6,371	28.5		790	9.6	
Total	44,486	100.0		38,499	100.0		22,368	100.0		8,251	100.0	

Note: Refer to [Technical Resources](#) for more information about the acronyms and terms used in this table.

Footnotes:

1. Some rankings are not shown: *Proteus* (#13, 1.4%); Viridans group streptococci (#15, 1.3%).

Refer to the navigation menu located at the bottom of the page to toggle between different data tables. Users can also return to the list of data tables by clicking on “View Table of Contents” on the top of the page.

More Information

Previous iterations of NHSN’s HAI Pathogens and Antimicrobial Resistance Report can be accessed here:

<https://www.cdc.gov/nhsn/datatstat/ar-pathogens.html>

Please direct questions or comments to the NHSN Help Desk at nhsn@cdc.gov with subject line: HAI Pathogens and AR Report.



Centers for Disease Control and Prevention
National Center for Emerging and Zoonotic Infectious Diseases