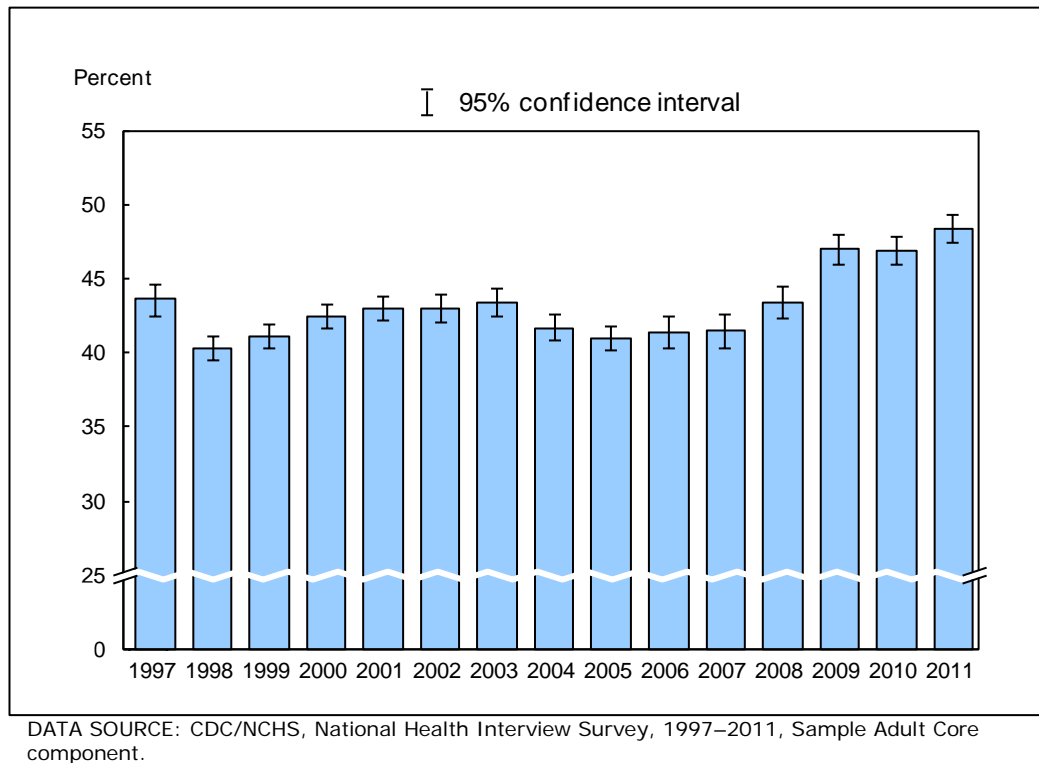


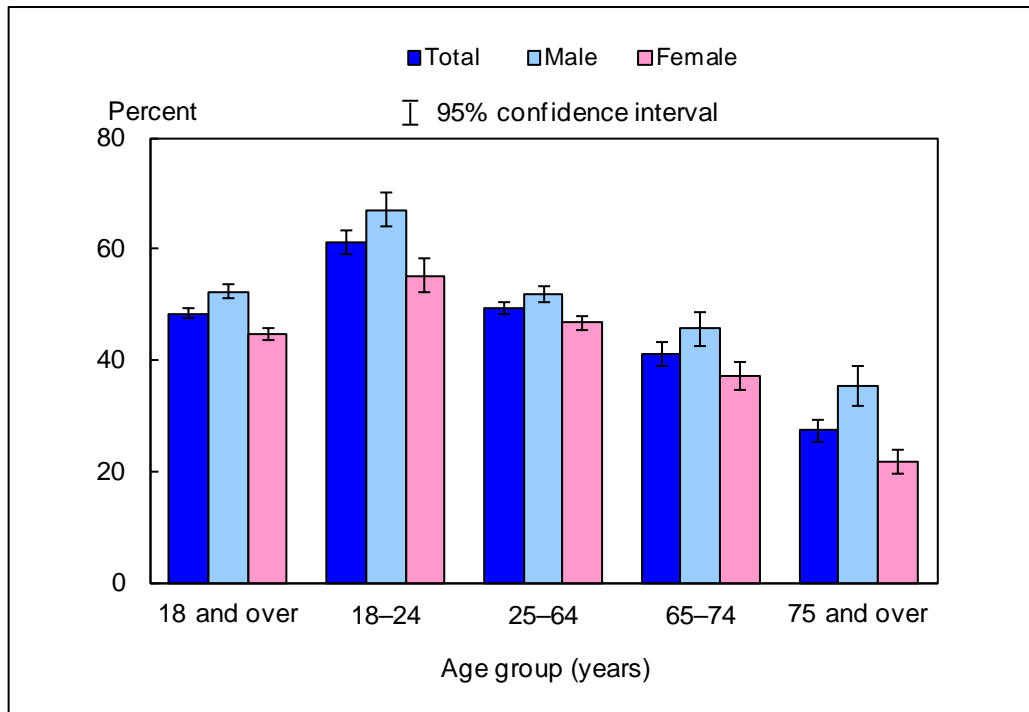
**Figure 7.1. Percentage of adults aged 18 and over who met the 2008 federal physical activity guidelines for aerobic activity through leisure-time aerobic activity: United States, 1997–2011**



- For 2011, 48.4% (95% confidence interval = 47.42%–49.30%) of U.S. adults aged 18 and over met the 2008 federal physical activity guidelines for aerobic activity (based on leisure-time activity), which was higher than the 2010 estimate of 46.9%.
- The annual percentage of adults aged 18 and over who met the 2008 federal physical activity guidelines for aerobic activity (based on leisure-time activity) was lowest in 1998 (40.3%) and highest in 2011 (48.4%).

NOTES: Data are based on household interviews of a sample of the civilian noninstitutionalized population. • Estimates in this figure are limited to leisure-time physical activity only. This measure reflects an estimate of leisure-time aerobic activity motivated by the 2008 federal Physical Activity Guidelines for Americans, which are being used for Healthy People 2020 Objectives (3). The 2008 guidelines refer to any kind of aerobic activity, not just leisure-time aerobic activity, so the leisure-time aerobic activity estimates in this figure may underestimate the percentage of adults who met the 2008 guidelines for aerobic activity. This figure presents the percentage of adults who met the 2008 federal guidelines for aerobic activity. The 2008 federal guidelines recommend that for substantial health benefits, adults perform at least 150 minutes a week of moderate-intensity aerobic physical activity, or 75 minutes a week of vigorous-intensity aerobic physical activity, or an equivalent combination of moderate- and vigorous-intensity aerobic activity. The 2008 guidelines state that aerobic activity should be performed in episodes of at least 10 minutes, and preferably it should be spread throughout the week. The 2008 guidelines were applied to leisure-time activity data back to 1997 to derive the aerobic activity estimates in this figure, allowing trend analysis. • The analyses excluded persons with unknown physical activity participation (about 3% of respondents each year). • See "[Technical Notes](#)" for more details.

**Figure 7.2. Percentage of adults aged 18 and over who met the 2008 federal physical activity guidelines for aerobic activity through leisure-time aerobic activity, by age group and sex: United States, 2011**

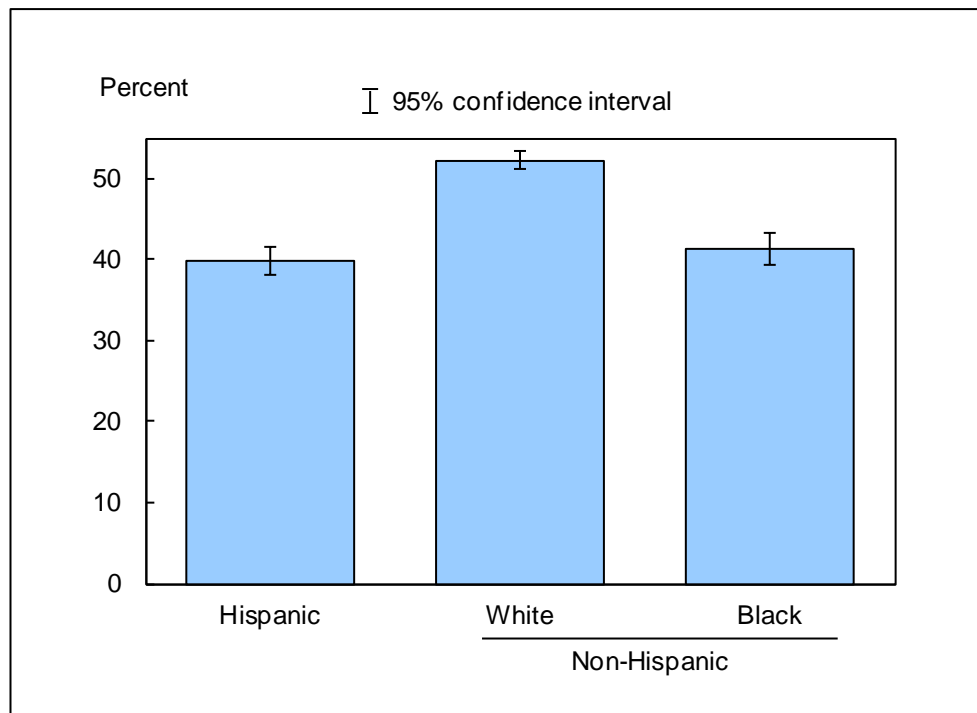


DATA SOURCE: CDC/NCHS, National Health Interview Survey, 2011, Sample Adult Core component.

- As age increased, the percentage of men and women who met the 2008 federal physical activity guidelines for aerobic activity (based on leisure-time activity) decreased.
- For adults in all of these age groups, women were less likely than men to meet the 2008 federal physical activity guidelines for aerobic activity (based on leisure-time activity).

NOTES: Data are based on household interviews of a sample of the civilian noninstitutionalized population. • Estimates in this figure are limited to leisure-time physical activity only. This measure reflects an estimate of leisure-time aerobic activity motivated by the 2008 federal *Physical Activity Guidelines for Americans*, which are being used for Healthy People 2020 Objectives (3). The 2008 guidelines refer to any kind of aerobic activity, not just leisure-time aerobic activity, so the leisure-time aerobic activity estimates in this figure may underestimate the percentage of adults who met the 2008 guidelines for aerobic activity. This figure presents the percentage of adults who met the 2008 federal guidelines for aerobic activity. The 2008 federal guidelines recommend that for substantial health benefits, adults perform at least 150 minutes a week of moderate-intensity aerobic physical activity, or 75 minutes a week of vigorous-intensity aerobic physical activity, or an equivalent combination of moderate- and vigorous-intensity aerobic activity. The 2008 guidelines state that aerobic activity should be performed in episodes of at least 10 minutes, and preferably it should be spread throughout the week. • The analyses excluded 1.7% of persons with unknown physical activity participation. • See "[Technical Notes](#)" for more details.

**Figure 7.3. Age-sex-adjusted percentage of adults aged 18 and over who met the 2008 federal physical activity guidelines for aerobic activity through leisure-time aerobic activity, by race/ethnicity: United States, 2011**

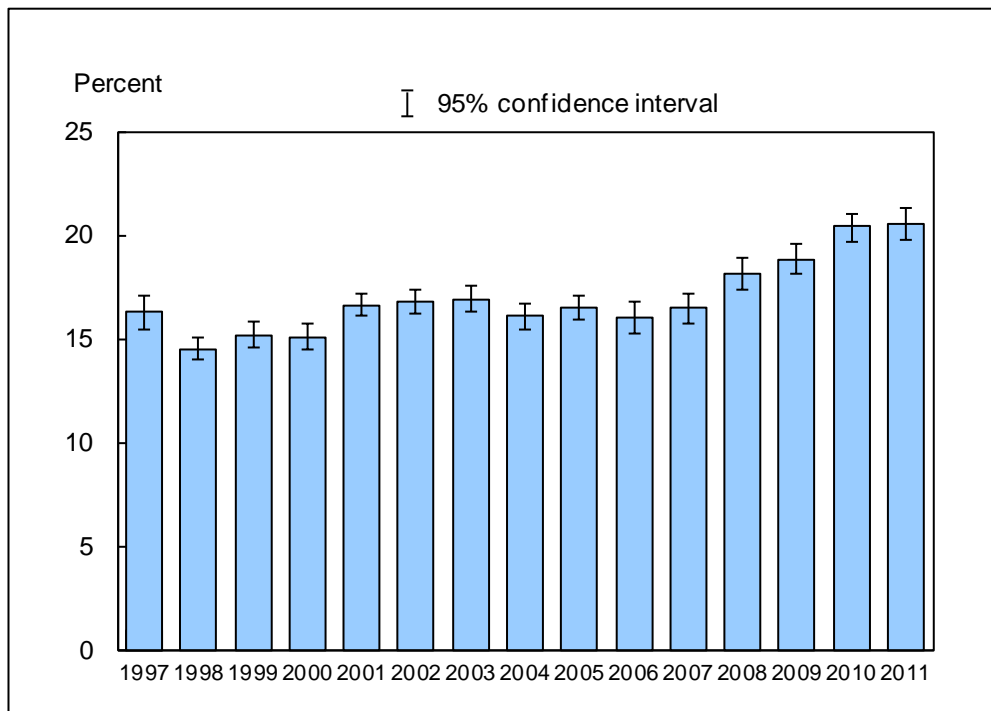


DATA SOURCE: CDC/NCHS, National Health Interview Survey, 2011, Sample Adult Core component.

- The age-sex-adjusted percentage of adults who met the 2008 federal physical activity guidelines for aerobic activity (based on leisure-time activity) was 39.8% for Hispanic adults, 52.2% for non-Hispanic white adults, and 41.3% for non-Hispanic black adults.
- Non-Hispanic white adults were more likely to meet the 2008 federal physical activity guidelines for aerobic activity (based on leisure-time activity) than Hispanic adults and non-Hispanic black adults.

NOTES: Data are based on household interviews of a sample of the civilian noninstitutionalized population. • Estimates in this figure are limited to leisure-time physical activity only. This measure reflects an estimate of leisure-time aerobic activity motivated by the 2008 federal Physical Activity Guidelines for Americans, which are being used for Healthy People 2020 Objectives (3). The 2008 guidelines refer to any kind of aerobic activity, not just leisure-time aerobic activity, so the leisure-time aerobic activity estimates in this figure may underestimate the percentage of adults who met the 2008 guidelines for aerobic activity. This figure presents the percentage of adults who met the 2008 federal guidelines for aerobic activity. The 2008 federal guidelines recommend that for substantial health benefits, adults perform at least 150 minutes a week of moderate-intensity aerobic physical activity, or 75 minutes a week of vigorous-intensity aerobic physical activity, or an equivalent combination of moderate- and vigorous-intensity aerobic activity. The 2008 guidelines state that aerobic activity should be performed in episodes of at least 10 minutes, and preferably it should be spread throughout the week. • The analyses excluded 1.7% of persons with unknown physical activity participation. • Estimates are age-sex-adjusted using the projected 2000 U.S. population as the standard population and using five age groups: 18–24, 25–34, 35–44, 45–64, and 65 and over. • See "[Technical Notes](#)" for more details.

**Figure 7.4. Percentage of adults aged 18 and over who met the 2008 federal physical activity guidelines for both aerobic and muscle-strengthening activities through leisure-time aerobic and muscle-strengthening activities: United States, 1997–2011**



DATA SOURCE: CDC/NCHS, National Health Interview Survey, 1997-2011, Sample Adult Core component.

- For 2011, 20.5% (95% confidence interval = 19.79%–21.31%) of U.S. adults aged 18 and over met the 2008 federal physical activity guidelines for both aerobic and muscle-strengthening activities (based on leisure-time activities), which was not significantly different from the 2010 estimate of 20.4%.
- The annual percentages of adults aged 18 and over who met the 2008 federal physical activity guidelines for both aerobic and muscle-strengthening activities (based on leisure-time activities) was lowest in 1998 (14.5%) and highest in 2011 (20.5%).

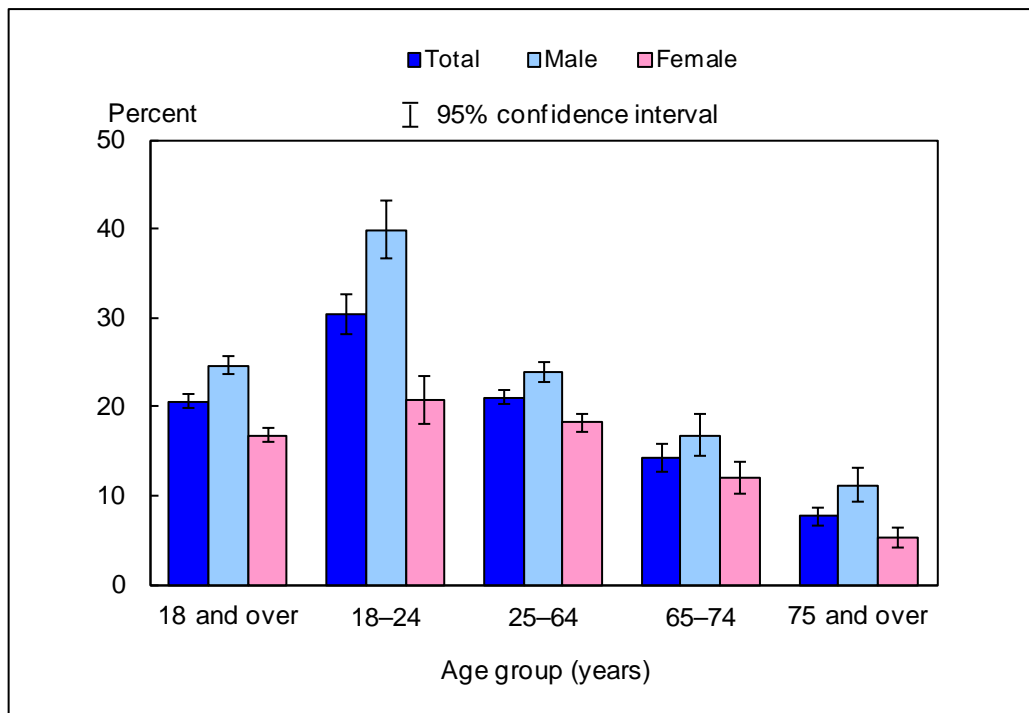
NOTES: Data are based on household interviews of a sample of the civilian noninstitutionalized population. • Estimates in this figure are limited to leisure-time physical activity only. This measure reflects an estimate of leisure-time aerobic and muscle-strengthening activities motivated by the 2008 federal Physical Activity Guidelines for Americans, which are being used for Healthy People 2020 Objectives (3). The 2008 guidelines refer to any kind of aerobic and muscle-strengthening activities, not just leisure-time aerobic and muscle-strengthening activities, so the leisure-time aerobic and muscle-strengthening activity estimates in this figure may underestimate the percentage of adults who met the 2008 guidelines for aerobic and muscle-strengthening activities. This figure presents the percentage of adults who met the 2008 federal guidelines for both aerobic activity and muscle strengthening. The 2008 federal guidelines recommend that for substantial health benefits, adults perform at least 150 minutes a week of moderate-intensity aerobic physical activity, or 75 minutes a week of vigorous-intensity aerobic physical activity, or an equivalent combination of moderate- and vigorous-intensity aerobic activity. The 2008 guidelines state that aerobic activity should be performed in episodes of at least 10 minutes, and preferably it should be spread throughout the week. The 2008 guidelines also recommend that adults perform muscle-strengthening activities that are moderate or high intensity and involve all major muscle groups on two or more days a week because these activities provide additional health benefits. The National Health Interview Survey estimates are based on number of times per week, which may or may not be the same as number of days per



---

week. The 2008 guidelines were applied to both leisure-time activity and muscle-strengthening data back to 1997 to derive the aerobic activity and muscle-strengthening estimates in this figure, allowing trend analysis. • The analyses excluded persons with unknown physical activity participation (about 3% of respondents each year). • See "[Technical Notes](#)" for more details.

**Figure 7.5. Percentage of adults aged 18 and over who met the 2008 federal physical activity guidelines for both aerobic and muscle-strengthening activities through leisure-time aerobic and muscle-strengthening activities, by age group and sex: United States, 2011**

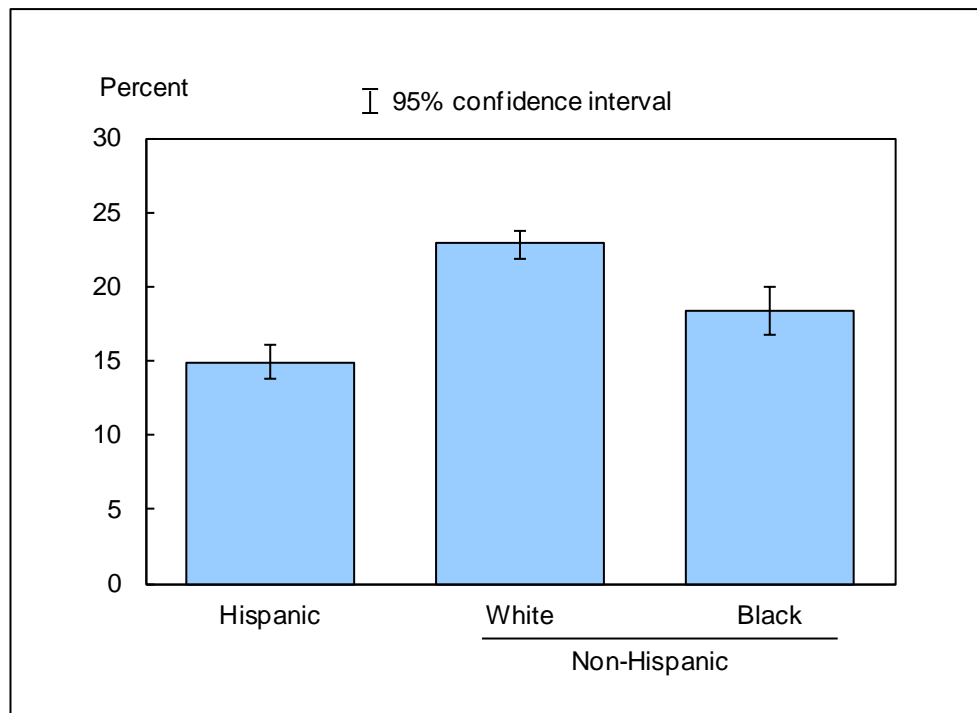


DATA SOURCE: CDC/NCHS, National Health Interview Survey, 2011, Sample Adult Core component.

- As age increased, the percentage of men and women who met the 2008 federal physical activity guidelines for both aerobic and muscle-strengthening activities (based on leisure-time activities) decreased.
- For adults aged 18–24, 25–64, 65–74, and 75 and over, women were less likely than men to meet the 2008 federal physical activity guidelines for both aerobic and muscle-strengthening activities (based on leisure-time activities).

NOTES: Data are based on household interviews of a sample of the civilian noninstitutionalized population. • Estimates in this figure are limited to leisure-time physical activity only. This measure reflects an estimate of leisure-time aerobic and muscle-strengthening activities motivated by the 2008 federal *Physical Activity Guidelines for Americans*, which are being used for Healthy People 2020 Objectives (3). The 2008 guidelines refer to any kind of aerobic and muscle-strengthening activities, not just leisure-time aerobic and muscle-strengthening activities, so the leisure-time aerobic and muscle-strengthening activity estimates in this figure may underestimate the percentage of adults who met the 2008 guidelines for aerobic and muscle-strengthening activities. This figure presents the percentage of adults who met the 2008 federal guidelines for both aerobic activity and muscle strengthening. The 2008 federal guidelines recommend that for substantial health benefits, adults perform at least 150 minutes a week of moderate-intensity aerobic physical activity, or 75 minutes a week of vigorous-intensity aerobic physical activity, or an equivalent combination of moderate- and vigorous-intensity aerobic activity. The 2008 guidelines state that aerobic activity should be performed in episodes of at least 10 minutes, and preferably it should be spread throughout the week. The 2008 guidelines also recommend that adults perform muscle-strengthening activities that are moderate or high intensity and involve all major muscle groups on two or more days a week because these activities provide additional health benefits. The National Health Interview Survey estimates are based on number of times per week, which may or may not be the same as number of days per week. • The analyses excluded 1.9% of persons with unknown physical activity participation. • See "[Technical Notes](#)" for more details.

**Figure 7.6. Age-sex-adjusted percentage of adults aged 18 and over who met the 2008 federal physical activity guidelines for both aerobic and muscle-strengthening activities through leisure-time aerobic and muscle-strengthening activities, by race/ethnicity: United States, 2011**



DATA SOURCE: CDC/NCHS, National Health Interview Survey, 2011, Sample Adult Core component.

- The age-sex-adjusted percentage of adults who met the 2008 federal physical activity guidelines for both aerobic and muscle-strengthening activities (based on leisure-time activities) was 14.9% for Hispanic adults, 22.9% for non-Hispanic white adults, and 18.4% for non-Hispanic black adults.
- Non-Hispanic white adults were the most likely to meet the 2008 federal physical activity guidelines for both aerobic and muscle-strengthening activities (based on leisure-time activities), followed by non-Hispanic black adults and Hispanic adults.

NOTES: Data are based on household interviews of a sample of the civilian noninstitutionalized population. • Estimates in this figure are limited to leisure-time physical activity only. This measure reflects an estimate of leisure-time aerobic and muscle-strengthening activities motivated by the 2008 federal *Physical Activity Guidelines for Americans*, which are being used for Healthy People 2020 Objectives (3). The 2008 guidelines refer to any kind of aerobic and muscle-strengthening activities, not just leisure-time aerobic and muscle-strengthening activities, so the leisure-time aerobic and muscle-strengthening activity estimates in this figure may underestimate the percentage of adults who met the 2008 guidelines for aerobic and muscle-strengthening activities. This figure presents the percentage of adults who met the 2008 federal guidelines for both aerobic activity and muscle strengthening. The 2008 federal guidelines recommend that for substantial health benefits, adults perform at least 150 minutes a week of moderate-intensity aerobic physical activity, or 75 minutes a week of vigorous-intensity aerobic physical activity, or an equivalent combination of moderate- and vigorous-intensity aerobic activity. The 2008 guidelines state that aerobic activity should be performed in episodes of at least 10 minutes, and preferably it should be spread throughout the week. The 2008 guidelines also recommend that adults perform muscle-strengthening activities that are moderate or high intensity and involve all major muscle groups on two or more days a week because these activities provide additional health benefits. The National Health Interview Survey estimates are based on number of times per week, which may or may not be the same as number of days per week. • The analyses excluded 1.9% of persons with unknown physical activity participation. • Estimates are age-sex-adjusted



---

using the projected 2000 U.S. population as the standard population and using five age groups: 18–24, 25–34, 35–44, 45–64, and 65 and over. • See "[Technical Notes](#)" for more details.



## Data tables for Figures 7.1–7.6:

**Data table for Figure 7.1. Percentage of adults aged 18 and over who engaged in regular leisure-time physical activity, and percentage of adults aged 18 and over who met the 2008 federal physical activity guidelines for aerobic activity through leisure-time aerobic activity: United States, 1997–2011**

Year	Crude <sup>1</sup> percent (95% confidence interval)	Age-adjusted <sup>2</sup> percent (95% confidence interval)
1997	43.6 (42.5-44.6)	43.3 (42.2-44.3)
1998	40.3 (39.5-41.1)	40.1 (39.3-40.9)
1999	41.1 (40.3-41.9)	40.9 (40.2-41.7)
2000	42.4 (41.6-43.2)	42.3 (41.5-43.1)
2001	43.0 (42.2-43.8)	42.9 (42.1-43.7)
2001	43.0 (42.1-43.9)	42.9 (42.1-43.8)
2003	43.4 (42.5-44.3)	43.3 (42.4-44.2)
2004	41.7 (40.8-42.6)	41.6 (40.8-42.5)
2005	41.0 (40.18-41.89)	41.1 (40.21-41.90)
2006	41.4 (40.31-42.42)	41.4 (40.37-42.47)
2007	41.5 (40.36-42.63)	41.5 (40.33-42.59)
2008	43.4 (42.33-44.47)	43.5 (42.43-44.58)
2009	47.0 (46.05-47.95)	47.2 (46.25-48.16)
2010	46.9 (45.96-47.78)	47.1 (46.20-47.98)
2011	48.4 (47.42-49.30)	48.7 (47.76-49.61)

<sup>1</sup>Crude estimates are presented in the figure.

<sup>2</sup>Estimates for this Healthy People 2020 Leading Health Indicator are age adjusted using the projected 2000 U.S. population as the standard population and using five age groups: 18–24, 25–34, 35–44, 45–64, and 65 and over.

NOTES: Data are based on household interviews of a sample of the civilian noninstitutionalized population. Beginning with the 2003 data, the National Health Interview Survey transitioned to weights derived from the 2000 census. In this Early Release, estimates for 2000–2002 were recalculated using weights derived from the 2000 census. See "[Technical Notes](#)" for more details.

DATA SOURCE: CDC/NCHS, National Health Interview Survey, 1997–2011, Sample Adult Core component.

**Data table for Figure 7.2. Percentage of adults aged 18 and over who met the 2008 federal physical activity guidelines for aerobic activity through leisure-time aerobic activity, by age group and sex: United States, 2011**

Age (years) and sex	Percent	95% confidence interval
18-24, total	61.2	58.94-63.42
18-24, male	67.0	63.87-70.16
18-24, female	55.2	52.04-58.36
25-64, total	49.3	48.26-50.26
25-64, male	51.9	50.55-53.26
25-64, female	46.7	45.46-47.96
65-74, total	41.0	38.89-43.19
65-74, male	45.6	42.45-48.74
65-74, female	37.2	34.56-39.80
75 and over, total	27.3	25.29-29.36
75 and over, male	35.3	31.86-38.83
75 and over, female	21.7	19.62-23.84
18 and over (crude <sup>1</sup> ), total	48.4	47.42-49.30
18 and over (crude <sup>1</sup> ), male	52.3	51.09-53.55
18 and over (crude <sup>1</sup> ), female	44.6	43.50-45.79
18 and over (age-adjusted <sup>2</sup> ), total	48.7	47.76-49.61
18 and over (age-adjusted <sup>2</sup> ), male	52.3	51.11-53.56
18 and over (age-adjusted <sup>2</sup> ), female	45.3	44.17-46.45

<sup>1</sup>Crude estimates are presented in the figure.

<sup>2</sup>Estimates for this Healthy People 2020 Leading Health Indicator are age adjusted using the projected 2000 U.S. population as the standard population and using five age groups: 18–24, 25–34, 35–44, 45–64, and 65 and over.

NOTE: Data are based on household interviews of a sample of the civilian noninstitutionalized population.

DATA SOURCE: CDC/NCHS, National Health Interview Survey, 2011, Sample Adult Core component.

**Data table for Figure 7.3. Adjusted percentage of adults aged 18 and over who met the 2008 federal physical activity guidelines for aerobic activity through leisure-time aerobic activity, by race/ethnicity: United States, 2011**

<b>Race/ethnicity</b>	<b>Age-sex-adjusted<sup>1</sup> percent (95% confidence interval)</b>	<b>Age-adjusted<sup>2</sup> percent (95% confidence interval)</b>
Hispanic or Latino	39.8 (38.07-41.45)	40.0 (38.26-41.66)
Not Hispanic or Latino, single race, white	52.2 (51.10-53.37)	52.3 (51.15-53.43)
Not Hispanic or Latino, single race, black	41.3 (39.44-43.19)	40.9 (39.02-42.74)

<sup>1</sup>Age-sex-adjusted estimates are presented in the figure. Estimates are age-sex-adjusted using the projected 2000 U.S. population as the standard population and using five age groups: 18–24, 25–34, 35–44, 45–64, and 65 and over.

<sup>2</sup>Estimates for this Healthy People 2020 Leading Health Indicator are age adjusted using the projected 2000 U.S. population as the standard population and using five age groups: 18–24, 25–34, 35–44, 45–64, and 65 and over.

NOTE: Data are based on household interviews of a sample of the civilian noninstitutionalized population.

DATA SOURCE: CDC/NCHS, National Health Interview Survey, 2011, Sample Adult Core component.

**Data table for Figure 7.4. Percentage of adults aged 18 and over who met the 2008 federal physical activity guidelines for both aerobic and muscle-strengthening activities through leisure-time aerobic and muscle-strengthening activities: United States, 1997–2011**

Year	Crude <sup>1</sup> percent (95% confidence interval)	Age-adjusted <sup>2</sup> percent (95% confidence interval)
1997	16.3 (15.5-17.1)	16.1 (15.3-16.9)
1998	14.5 (14.0-15.1)	14.4 (13.9-14.9)
1999	15.2 (14.6-15.8)	15.0 (14.5-15.6)
2000	15.1 (14.5-15.7)	15.0 (14.5-15.6)
2001	16.6 (16.1-17.2)	16.5 (16.0-17.1)
2002	16.8 (16.2-17.4)	16.7 (16.2-17.3)
2003	16.9 (16.3-17.6)	16.9 (16.3-17.5)
2004	16.1 (15.5-16.7)	16.1 (15.5-16.7)
2005	16.5 (15.96-17.13)	16.6 (15.99-17.14)
2006	16.0 (15.30-16.80)	16.1 (15.37-16.87)
2007	16.5 (15.79-17.19)	16.5 (15.83-17.20)
2008	18.1 (17.38-18.91)	18.2 (17.49-19.00)
2009	18.8 (18.14-19.56)	19.0 (18.32-19.75)
2010	20.4 (19.69-21.06)	20.6 (19.90-21.25)
2011	20.5 (19.79-21.31)	20.8 (20.05-21.56)

<sup>1</sup>Crude estimates are presented in the figure.

<sup>2</sup>Estimates for this Healthy People 2020 Leading Health Indicator are age adjusted using the projected 2000 U.S. population as the standard population and using five age groups: 18–24, 25–34, 35–44, 45–64, and 65 and over.

NOTES: Data are based on household interviews of a sample of the civilian noninstitutionalized population. Beginning with the 2003 data, the National Health Interview Survey transitioned to weights derived from the 2000 census. In this Early Release, estimates for 2000–2002 were recalculated using weights derived from the 2000 census. See "[Technical Notes](#)" for more details.

DATA SOURCE: CDC/NCHS, National Health Interview Survey, 1997–2011, Sample Adult Core component.

**Data table for Figure 7.5. Percentage of adults aged 18 and over who met the 2008 federal physical activity guidelines for both aerobic and muscle-strengthening activities through leisure-time aerobic and muscle-strengthening activities, by age group and sex: United States, 2011**

Age (years) and sex	Percent	95% confidence interval
18-24, total	30.4	28.15-32.65
18-24, male	39.8	36.60-43.09
18-24, female	20.7	18.11-23.34
25-64, total	21.0	20.18-21.78
25-64, male	23.9	22.76-25.01
25-64, female	18.2	17.22-19.15
65-74, total	14.2	12.71-15.75
65-74, male	16.8	14.44-19.10
65-74, female	12.1	10.24-13.90
75 and over, total	7.7	6.65-8.68
75 and over, male	11.1	9.23-13.01
75 and over, female	5.3	4.17-6.33
18 and over (crude <sup>1</sup> ), total	20.5	19.79-21.31
18 and over (crude <sup>1</sup> ), male	24.6	23.57-25.60
18 and over (crude <sup>1</sup> ), female	16.8	15.94-17.59
18 and over (age-adjusted <sup>2</sup> ), total	20.8	20.05-21.56
18 and over (age-adjusted <sup>2</sup> ), male	24.6	23.62-25.61
18 and over (age-adjusted <sup>2</sup> ), female	17.1	16.29-17.97

<sup>1</sup>Crude estimates are presented in the figure.

<sup>2</sup>Estimates for this Healthy People 2020 Leading Health Indicator are age adjusted using the projected 2000 U.S. population as the standard population and using five age groups: 18–24, 25–34, 35–44, 45–64, and 65 and over.

NOTE: Data are based on household interviews of a sample of the civilian noninstitutionalized population.

DATA SOURCE: CDC/NCHS, National Health Interview Survey, 2011, Sample Adult Core component.

**Data table for Figure 7.6. Adjusted percentage of adults aged 18 and over who met the 2008 federal physical activity guidelines for both aerobic and muscle-strengthening activities through leisure-time aerobic and muscle-strengthening activities, by race/ethnicity: United States, 2011**

<b>Race/ethnicity</b>	<b>Age-sex-adjusted<sup>1</sup> percent (95% confidence interval)</b>	<b>Age-adjusted<sup>2</sup> percent (95% confidence interval)</b>
Hispanic or Latino	14.9 (13.74-16.13)	15.2 (13.94-16.37)
Not Hispanic or Latino, single race, white	22.9 (21.90-23.80)	22.9 (21.89-23.83)
Not Hispanic or Latino, single race, black	18.4 (16.81-20.04)	18.0 (16.40-19.58)

<sup>1</sup>Age-sex-adjusted estimates are presented in the figure. Estimates are age-sex-adjusted using the projected 2000 U.S. population as the standard population and using five age groups: 18–24, 25–34, 35–44, 45–64, and 65 and over.

<sup>2</sup>Estimates for this Healthy People 2020 Leading Health Indicator are age adjusted using the projected 2000 U.S. population as the standard population and using five age groups: 18–24, 25–34, 35–44, 45–64, and 65 and over.

NOTE: Data are based on household interviews of a sample of the civilian noninstitutionalized population.

DATA SOURCE: CDC/NCHS, National Health Interview Survey, 2011, Sample Adult Core component.