

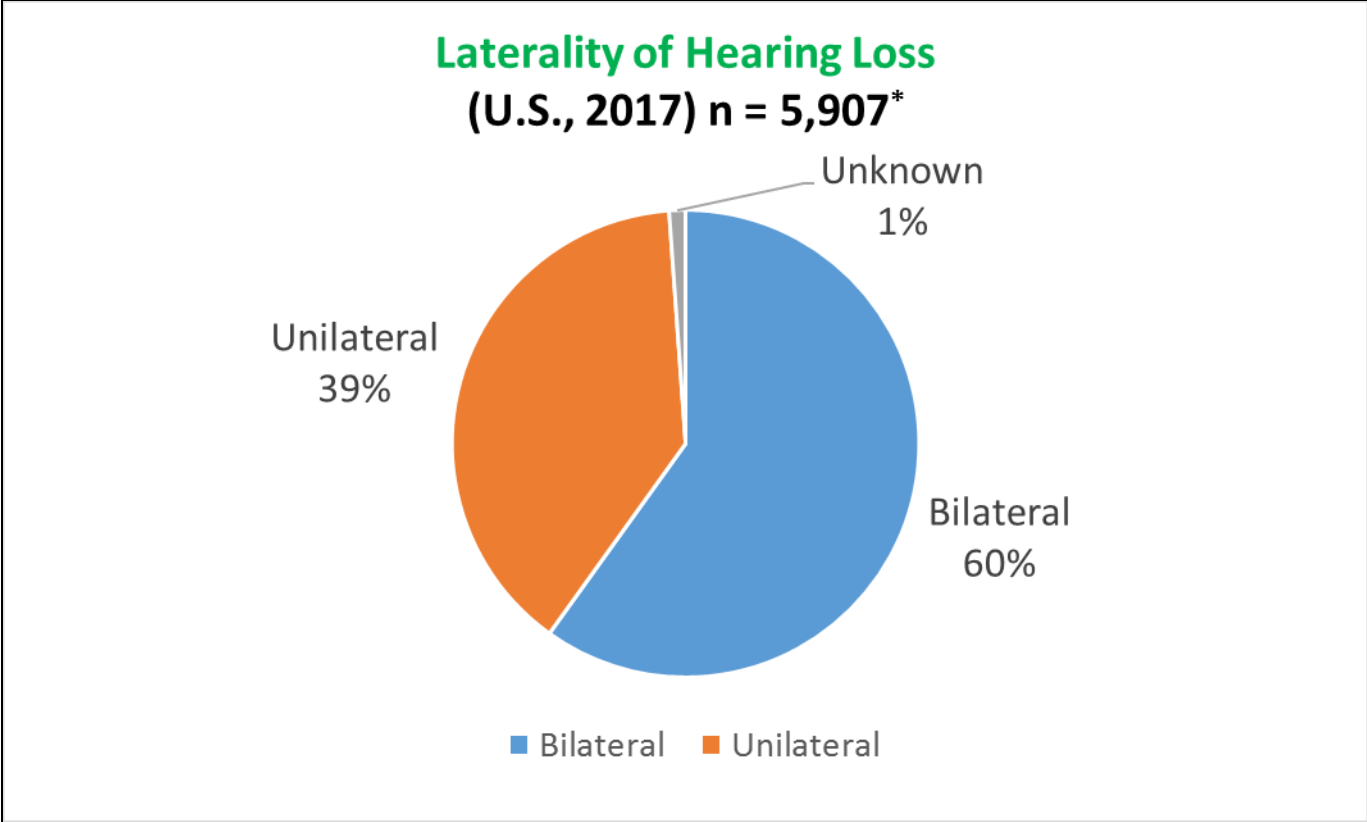
**2017 Type and Severity Summary of Identified Cases of Hearing Loss (By Ear):
ASHA Classification**

Total Cases of Permanent Hearing Loss (47 states and territories*) 6,029 Children

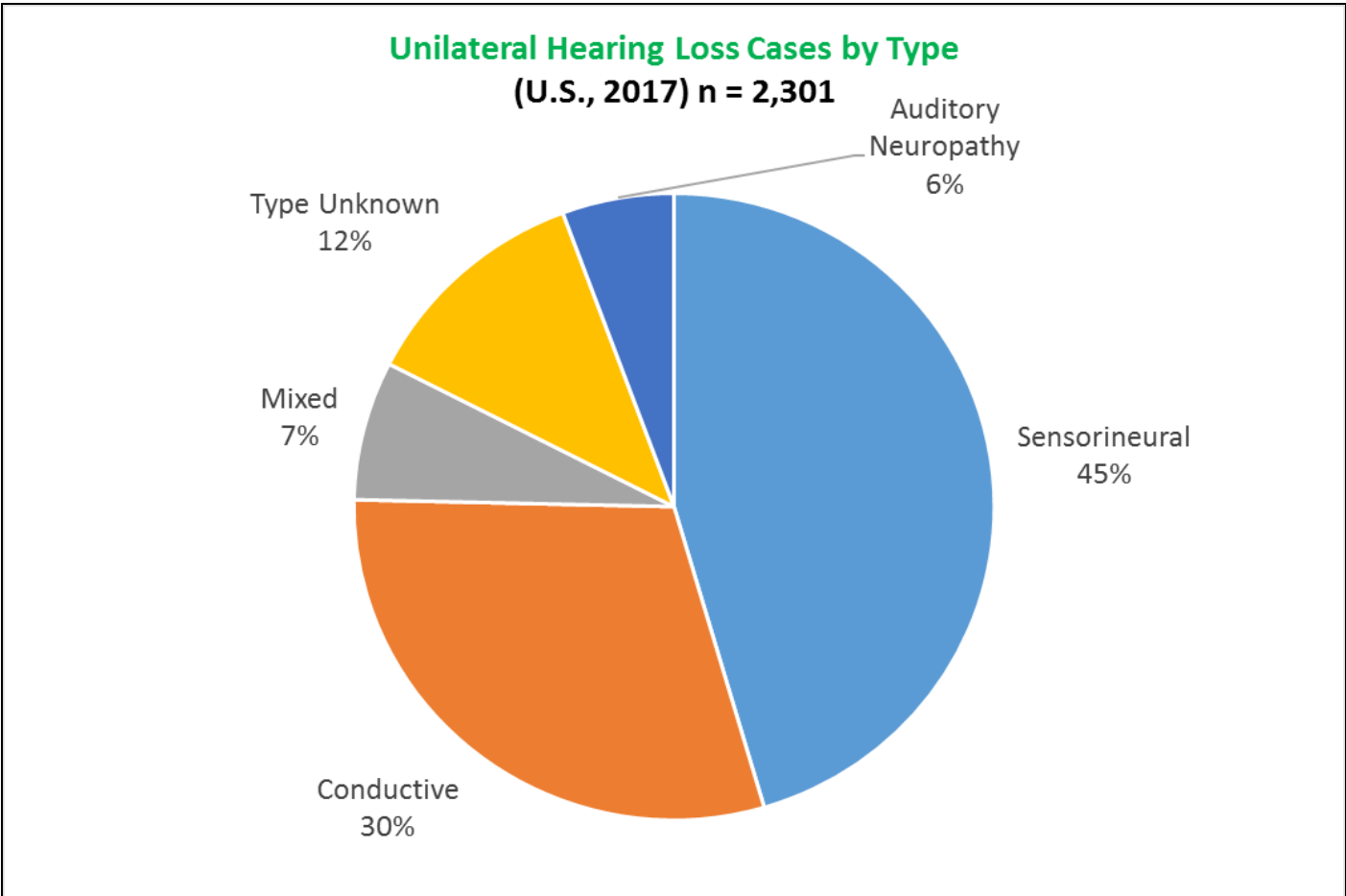
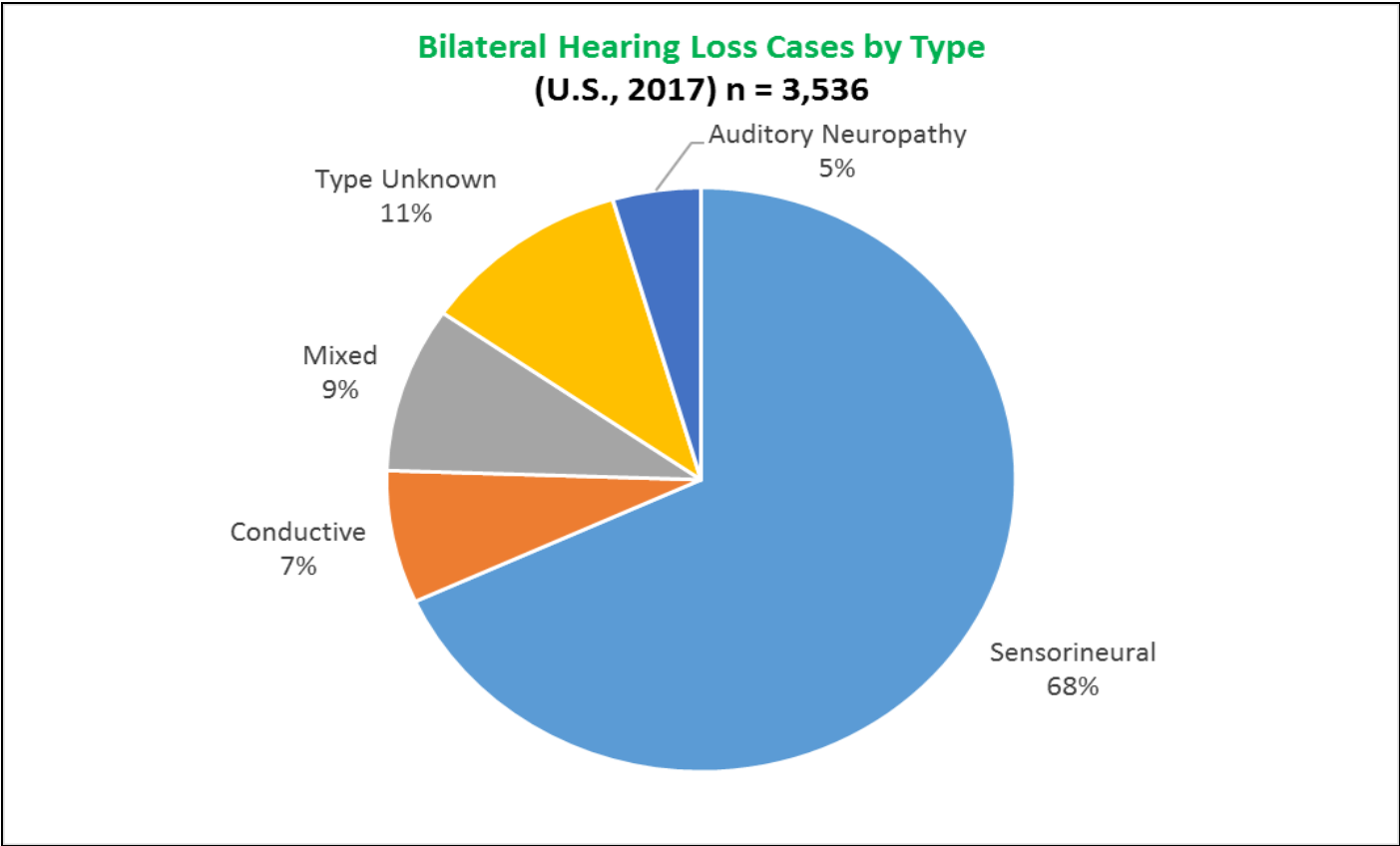
		BILATERAL (by Ear)				UNILATERAL (by Ear)			LATERALITY UNKNOWN (i.e., Unknown if case is a unilateral or bilateral loss)
		RIGHT EAR	LEFT EAR	UNKNOWN EAR (degree of loss for each ear)		RIGHT EAR	LEFT EAR	UNKNOWN EAR	
Sensorineural	Slight	40	34	0	0	10	15	0	0
	Mild	556	569	0	0	83	118	0	0
	Moderate	651	648	0	0	81	118	0	2
	Moderately Severe	237	268	0	0	41	60	0	0
	Severe	238	248	0	0	83	116	0	2
	Profound	616	601	0	0	139	142	0	1
	Unknown Severity	57	61	0	0	24	16	0	0
Conductive	Slight	7	6	0	0	2	4	0	0
	Mild	66	60	0	0	16	20	0	2
	Moderate	77	77	0	0	131	59	0	1
	Moderately Severe	58	58	0	0	162	80	0	2
	Severe	32	29	0	0	46	34	0	0
	Unknown Severity	24	26	0	0	81	53	0	3
Mixed	Slight	3	4	0	0	0	3	0	0
	Mild	41	33	0	0	11	5	0	0
	Moderate	88	98	0	0	14	25	0	0
	Moderately Severe	84	76	0	0	12	27	0	3
	Severe	76	72	0	0	19	17	0	1
	Profound	30	23	0	0	7	13	0	0
	Unknown Severity	12	9	0	0	5	7	0	0
Type Unknown	Slight	21	20	0	0	8	8	0	0
	Mild	67	65	1	1	30	18	0	16
	Moderate	74	60	0	0	15	18	0	8
	Moderately Severe	41	35	0	0	12	18	0	5
	Severe	34	38	0	0	14	21	0	5
	Profound	38	41	0	0	15	20	0	4
	Unknown Severity	107	117	2	2	46	29	0	12
Auditory Neuropathy	Slight	0	0	0	0	0	0	0	0
	Mild	5	5	0	0	0	0	0	0
	Moderate	8	6	0	0	0	5	0	0
	Moderately Severe	1	2	0	0	1	1	0	0
	Severe	24	23	0	0	8	8	0	0
	Profound	29	33	0	0	19	11	0	0
	Unknown Severity	94	91	0	0	36	41	0	0
Totals by Ear		3,536	3,536	3	3	1,171	1,130	0	67
Totals by Child		3,536		3		1,171	1,130	0	67
Laterality Totals (by Child)		3,539 Bilateral Cases				2,301 Unilateral Cases			
Total all Types and Severity (by Child)									5,907
Cases Resolved (i.e., hearing loss to no hearing loss)									122
Overall Total (by Child)									6,029

Note*: Based on responses from 47 jurisdictions that provided complete data in Part 1 of the HSFS

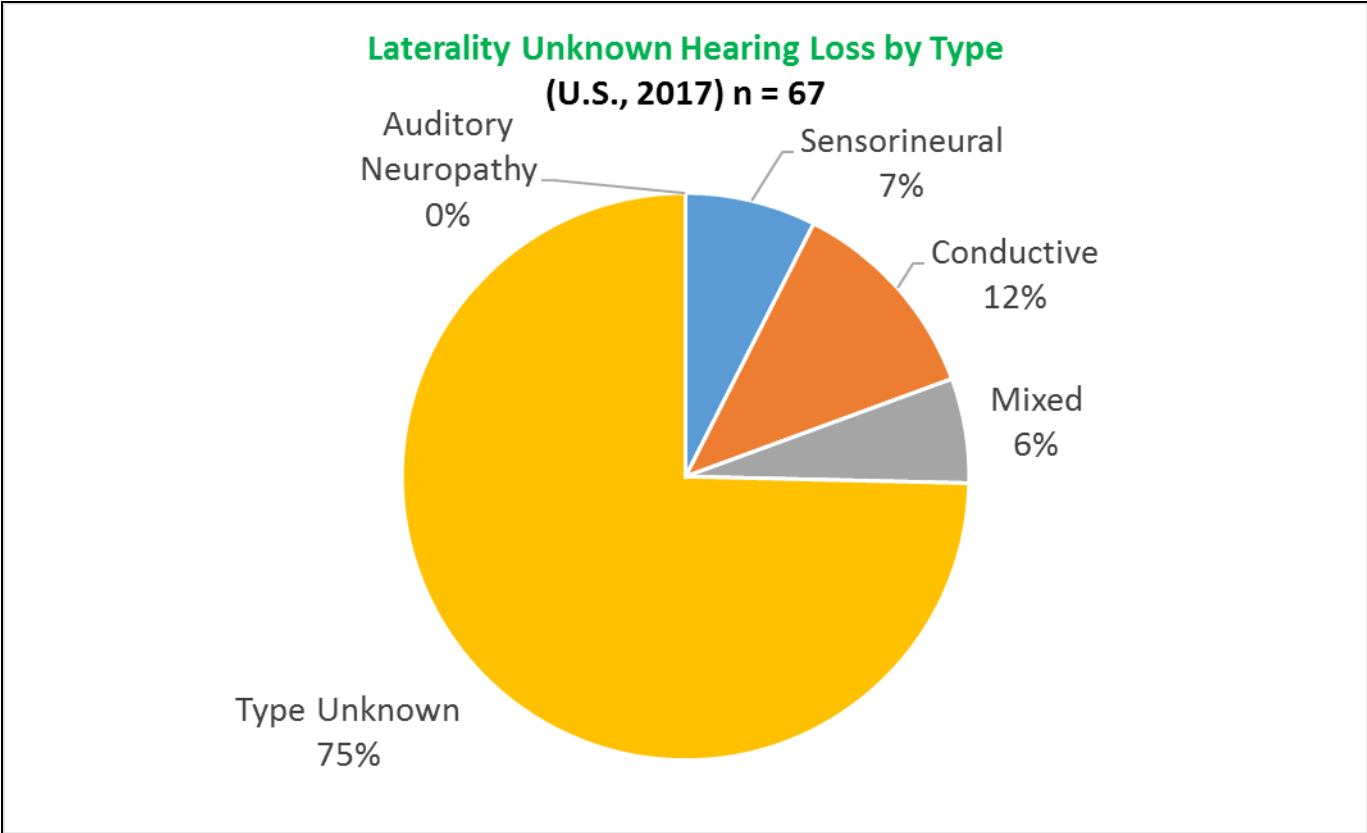
Summary of Type and Severity
of Identified Cases of Hearing Loss in 2017



*In 2017, 6,029 cases of permanent hearing loss was reported among 47 states and territories. However 122 cases were resolved (i.e., hearing loss to no hearing loss).



Note*: Based on responses from 47 jurisdictions that provided complete data in Part 1 of the HSFS



Note*: Based on responses from 47 jurisdictions that provided complete data in Part 1 of the HSFS