






TOP Pathogen-Food Pairs Causing Outbreak-associated Illnesses in 2016

Pathogen	Food Category	Number of Outbreaks	Number of Outbreak-associated Illnesses
<i>Bacillus cereus</i>	 GRAINS AND BEANS	5	348
<i>Salmonella</i>	 CHICKEN	8	307
Hepatitis A virus	 MOLLUSKS*	1	281
Norovirus	 MOLLUSKS*	6	209
<i>Staphylococcus aureus</i> enterotoxin	 PORK	4	170

*Such as oysters and scallops

Data source: Surveillance for Foodborne Disease Outbreaks, United States, 2016: Annual Report

For more food safety information, please visit:
www.cdc.gov/foodsafety

To read the report, visit:
www.cdc.gov/fdoss/annual-reports



U.S. Department of Health and Human Services
Centers for Disease Control and Prevention
