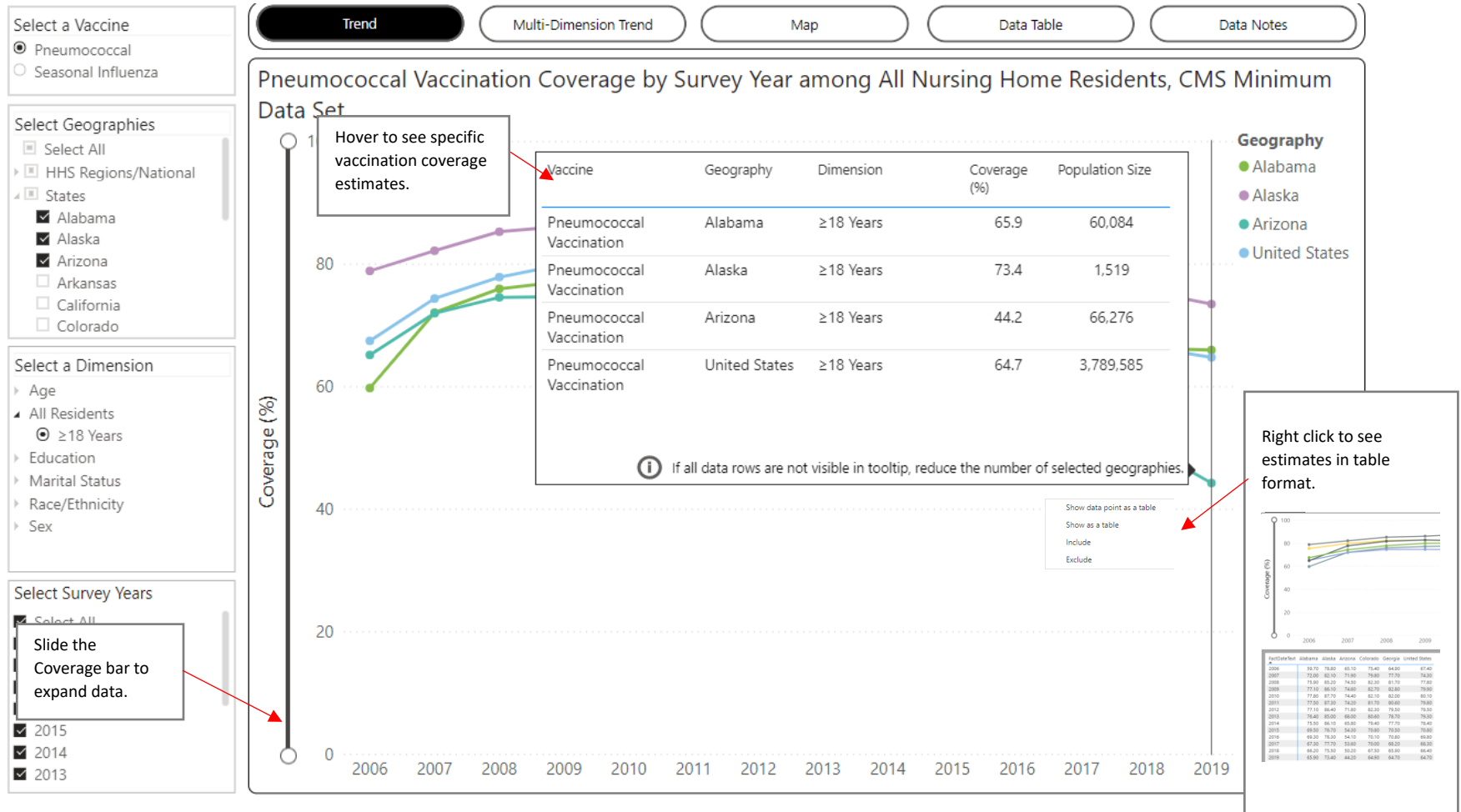
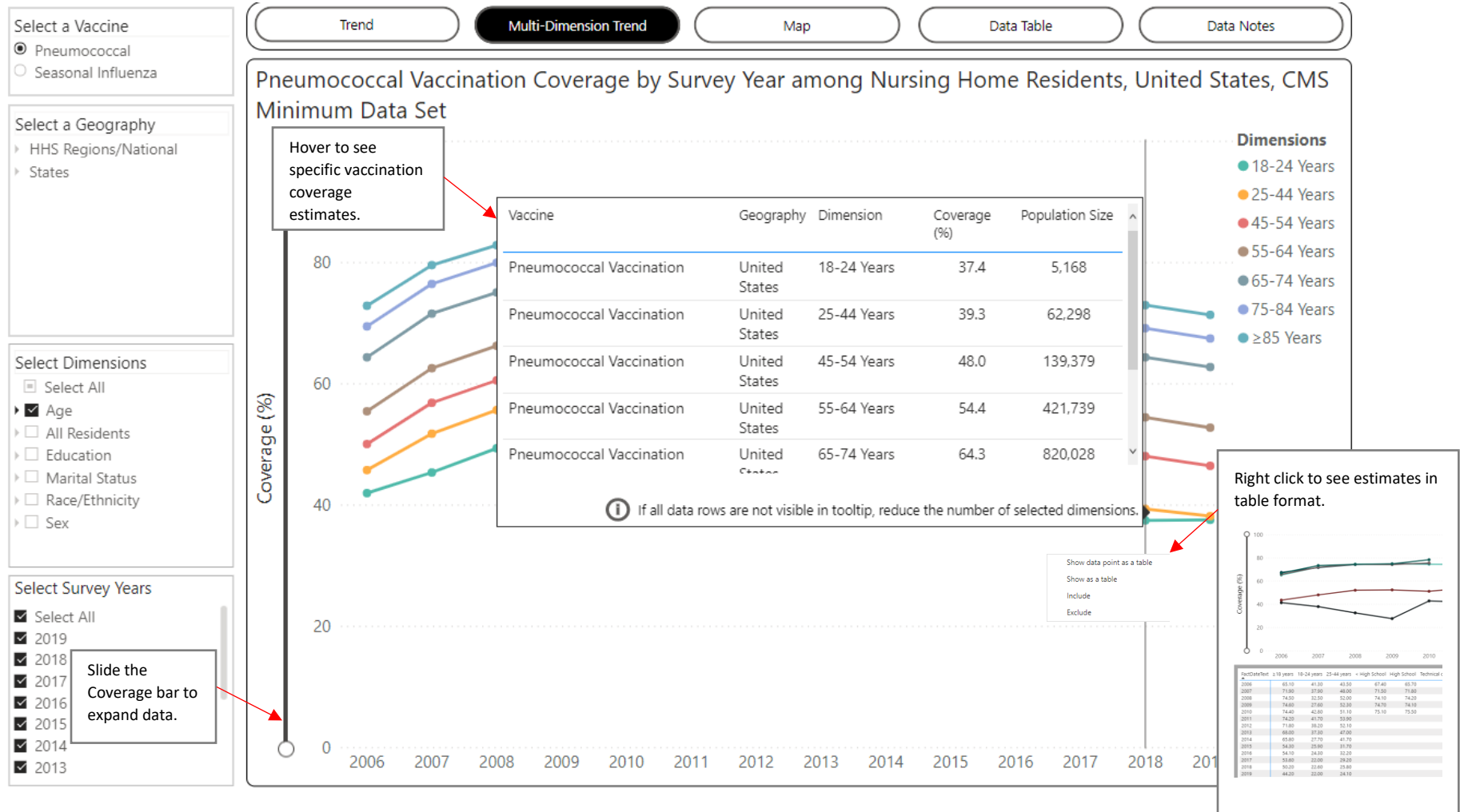


Vaccinations among Nursing Home Residents

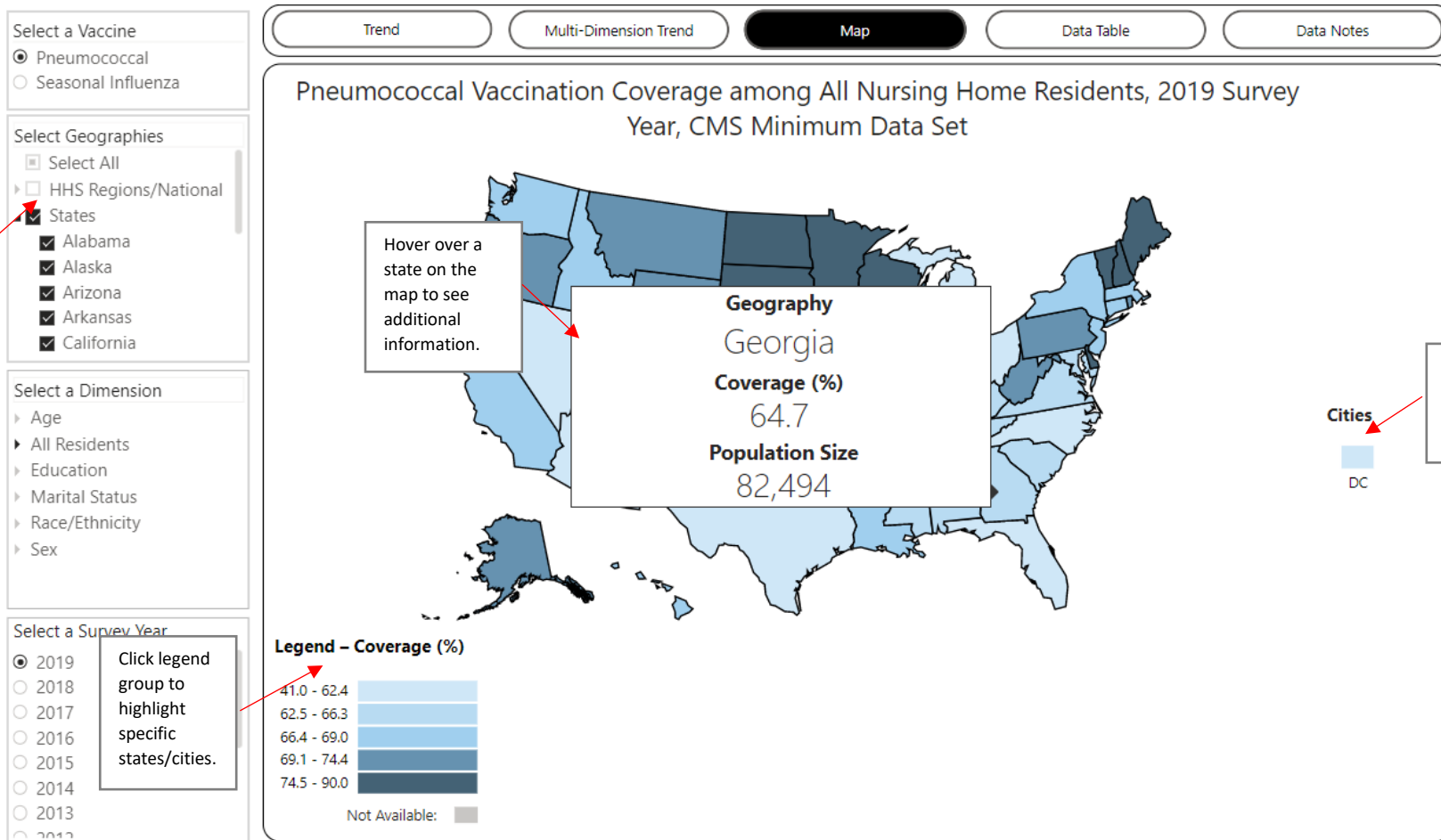
The Trend tab shows vaccination coverage trends across multiple geographies over time. For pneumococcal vaccination, data are shown for multiple survey years; for influenza vaccinations, data are shown for multiple influenza seasons. Select one Vaccine, one or more Geographies, one Dimension, and one or more Survey Years or Influenza Seasons to view coverage estimates.



The Multi-Dimension Trend tab shows vaccination coverage trends across multiple dimensions over time. For pneumococcal vaccination, data are shown for multiple survey years; for influenza vaccination, data are shown for multiple influenza seasons. Select one Vaccine, one Geography, one or more Dimensions, and one or more Survey Years or Influenza Seasons to view coverage estimates.



The Map tab shows vaccination coverage estimates across multiple geographies for a single vaccine, season, and survey year or influenza season. Select one Vaccine, one or more Geographies, one Dimension, and one Survey Year or Influenza Season to view coverage estimates.



When selecting a Region, the map will highlight only the states, cities, and/or territories that are in that region. Oversampled regions vary by year and are not associated with an HHS Region.

Hover over a state on the map to see additional information.

Click legend group to highlight specific states/cities.

Hover to see additional coverage estimates.

The Data Table tab shows vaccination data in a table format. Upon arriving on this tab, the table will be blank. Make selections using the dropdown filters on the left. Select one or more Vaccines, Geographies, and Dimensions and Seasons/Survey Years to view data.

The screenshot shows the 'Data Table' tab selected in the top navigation bar. On the left, there are four filter sections: 'Select Vaccines' (Pneumococcal, Seasonal Influenza), 'Select Geographies' (HHS Regions/National, States), 'Select Dimensions' (Age, All Residents, Education, Marital Status, Race/Ethnicity, Sex), and 'Select Seasons/Survey Years' (Select All, 2019-20, 2019, 2018-19, 2018, 2017-18, 2017, 2016-17). A red arrow points from a text box to the 'Survey Year/Season' header. The text box contains the instruction: 'Click a table header to sort the list by the specific topic.' The main table area is currently blank and displays the message: 'Please make selections at left to display data'.

The Data Notes tab provides information about the data, methodology, and contact information.

The screenshot shows the 'Data Notes' tab selected in the top navigation bar. The content area contains the following text:

Questions or Issues? Contact us at VaxView@cdc.gov.

- Abbreviations: NR = Not reported because population size <5 residents; NA = Not available.
- Estimates were obtained from data reported to the Minimum Data Set (MDS) maintained by the Centers for Medicare & Medicaid Services (CMS) collected during assessments of nursing home residents. MDS assessments are conducted by staff of individual nursing homes for all residents admitted to CMS-certified nursing homes and skilled nursing facilities for the purposes of monitoring quality of care, determining Medicare and Medicaid payment, and providing consumer access to nursing home information. Information collected during assessments included data on influenza and pneumococcal vaccination status along with data such as functional status, medical conditions, and current medications. Assessments are conducted at admission, discharge, quarterly, annually, and when there is a significant change in the patient's status. Assessments are conducted by medical record review when possible, or by directly questioning the residents or their caretakers.
- Race/ethnicity was determined based on a single question in the resident assessment instrument, for which multiple categories could be selected. Residents with "Hispanic or Latino" selected were considered to be of Hispanic ethnicity, regardless of the other races selected.
- Beginning in October 2010, "Asian or Pacific Islander" was separated into two categories on the resident assessment instrument: "Asian" and "Native Hawaiian or other Pacific Islander."

Influenza data notes:

- Coverage estimates for each influenza season are for all adult residents ≥18 years who resided in CMS-certified nursing homes and had at least one resident assessment conducted during October 1 through March 31 of each respective influenza season.
- Residents were considered to be vaccinated for a respective influenza season if a "yes" response was reported on any assessment conducted during October through June of that season for the question, "Did the resident receive the influenza vaccine in this facility for this year's influenza season?" or if not, the reason given was "Received outside of this facility."
- These data represent a census of all residents of CMS-certified nursing homes during the influenza season of interest.

[Additional information about the data is available at <https://www.cdc.gov/nchs/data/infodocs/2019-2020-nursing-home-residents-vaccination-data.pdf>](#)